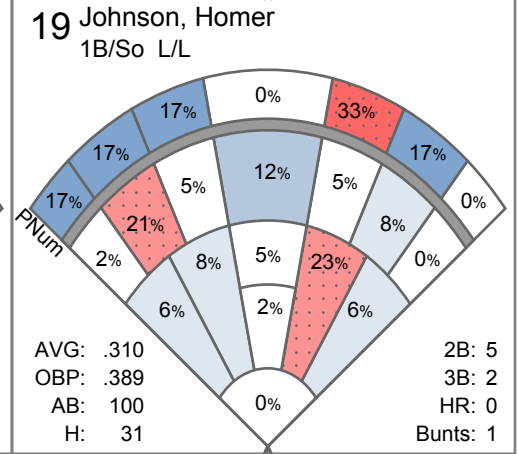
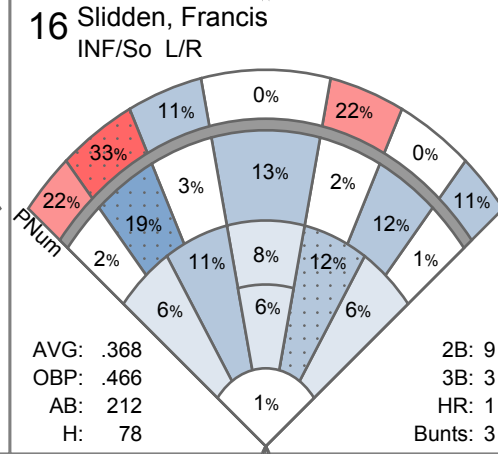
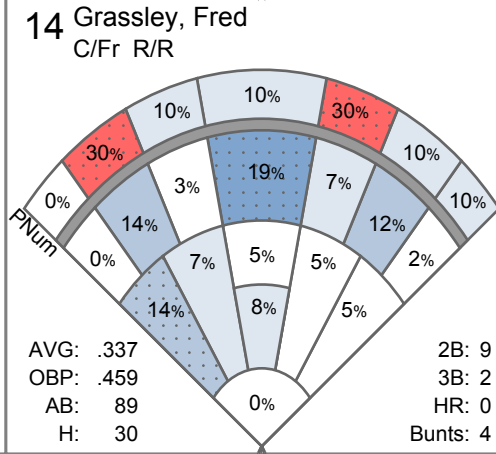
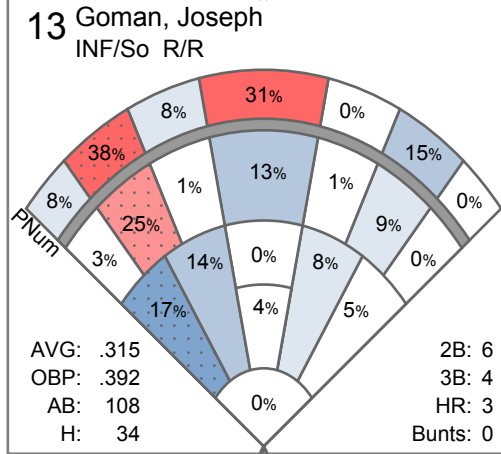
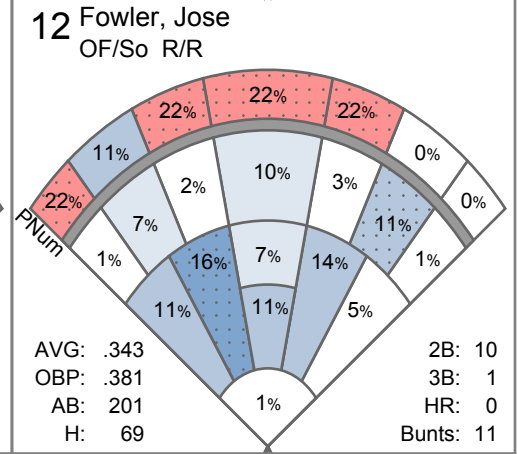
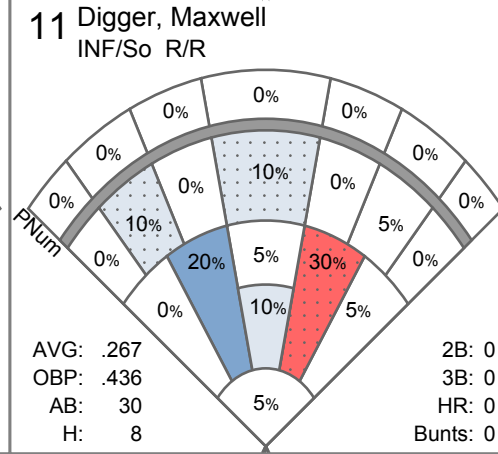
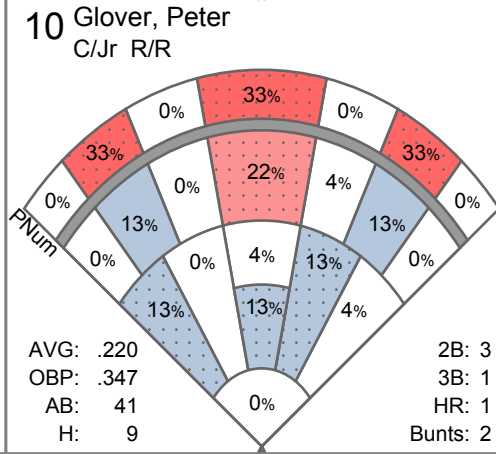
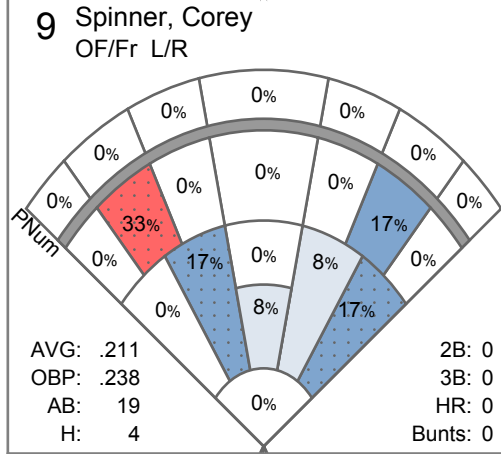
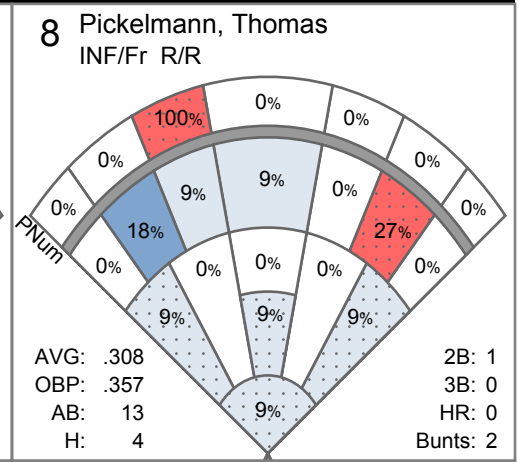
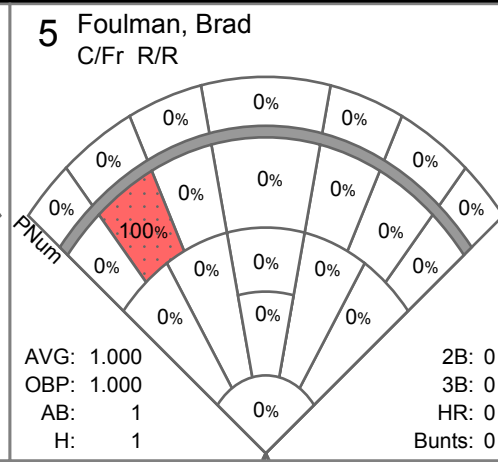
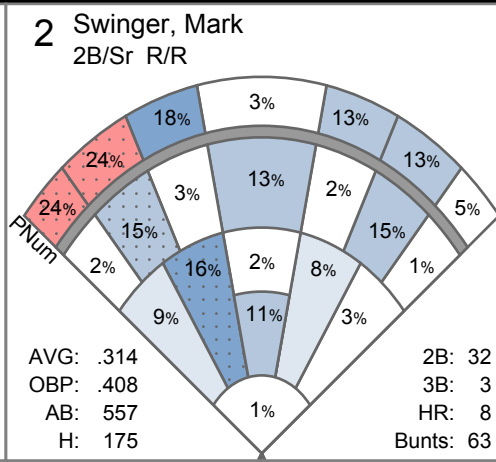
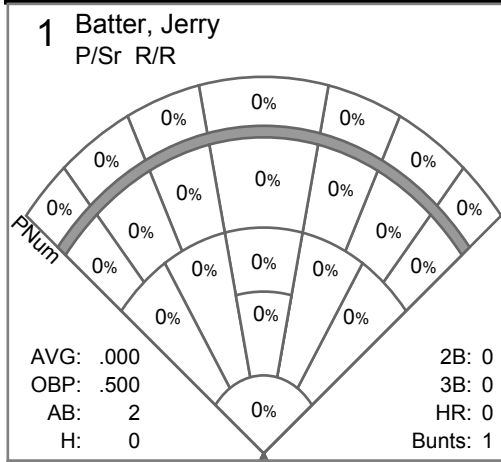
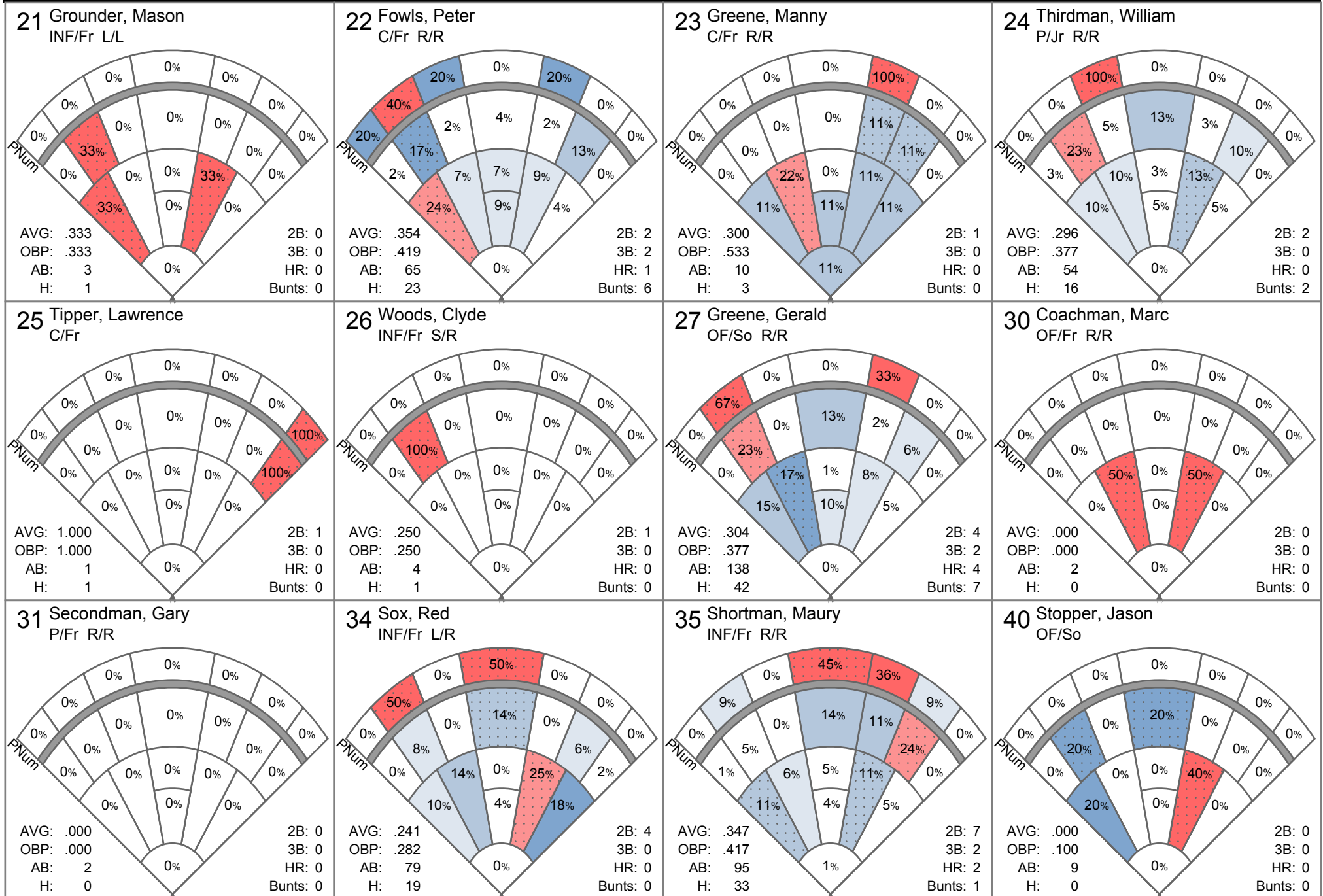
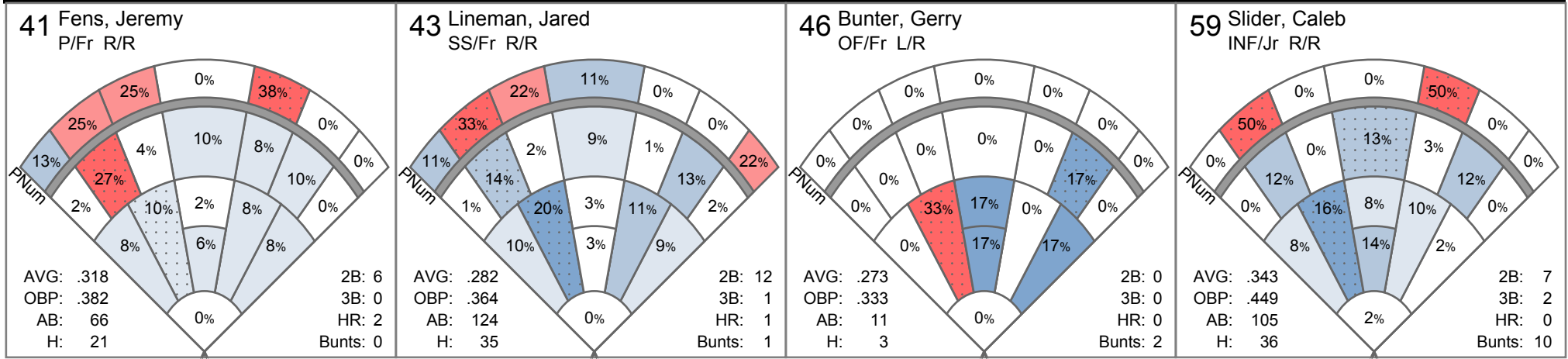


#	Name	Pos/Yr	B/T	AVG	OBP	SLG	OPS	ISO	AB	R	H	2B	3B	HR	TB	RBI	K	BB	HBP	SF	SH	SB	CS	GP	GS
1	Batter, Jerry	P/Sr	R/R	.000	.500	.000	.500	.000	2	2	0	0	0	0	0	0	1	2	0	0	0	1	0	31	6
2	Swinger, Mark	2B/Sr	R/R	.314	.408	.425	.833	.111	557	141	175	32	3	8	237	96	92	78	18	12	44	25	5	168	158
5	Foulman, Brad	C/Fr	R/R	1.000	1.000	1.000	2.000	.000	1	1	1	0	0	0	1	1	0	0	0	0	0	0	0	1	0
8	Pickelmann, Thomas	INF/Fr	R/R	.308	.357	.385	.742	.077	13	1	4	1	0	0	5	3	2	1	0	0	1	1	0	13	2
9	Spinner, Corey	OF/Fr	L/R	.211	.238	.211	.449	.000	19	1	4	0	0	0	4	1	8	0	1	1	0	0	1	13	5
10	Glover, Peter	C/Jr	R/R	.220	.347	.415	.762	.195	41	9	9	3	1	1	17	7	14	8	0	0	1	0	0	27	10
11	Digger, Maxwell	INF/So	R/R	.267	.436	.267	.703	.000	30	6	8	0	0	0	8	10	7	3	6	0	0	2	0	30	6
12	Fowler, Jose	OF/So	R/R	.343	.381	.403	.784	.060	201	37	69	10	1	0	81	35	27	12	1	1	9	5	3	69	58
13	Goman, Joseph	INF/So	R/R	.315	.392	.528	.920	.213	108	29	34	6	4	3	57	32	25	8	7	2	0	2	1	44	26
14	Grassley, Fred	C/Fr	R/R	.337	.459	.483	.942	.146	89	18	30	9	2	0	43	18	22	14	6	0	1	10	1	32	30
16	Slidden, Francis	INF/So	L/R	.368	.466	.453	.918	.085	212	52	78	9	3	1	96	52	34	23	21	6	1	9	2	74	60
19	Johnson, Homer	1B/So	L/L	.310	.389	.400	.789	.090	100	22	31	5	2	0	40	12	27	12	1	0	1	1	3	48	34
21	Grounder, Mason	INF/Fr	L/L	.333	.333	.333	.667	.000	3	0	1	0	0	0	1	1	0	0	0	0	0	0	0	3	0
22	Fowls, Peter	C/Fr	R/R	.354	.419	.492	.911	.138	65	15	23	2	2	1	32	10	19	6	2	1	3	0	0	25	19
23	Greene, Manny	C/Fr	R/R	.300	.533	.400	.933	.100	10	3	3	1	0	0	4	1	1	3	2	0	0	0	0	5	3
24	Thirdman, William	P/Jr	R/R	.296	.377	.333	.710	.037	54	14	16	2	0	0	18	12	11	7	0	0	1	2	0	31	10
25	Tipper, Lawrence	C/Fr		1.000	1.000	2.000	3.000	1.000	1	0	1	1	0	0	2	0	0	0	0	0	0	0	1	1	0
26	Woods, Clyde	INF/Fr	S/R	.250	.250	.500	.750	.250	4	1	1	1	0	0	2	2	2	0	0	0	0	0	0	3	0
27	Greene, Gerald	OF/So	R/R	.304	.377	.449	.826	.145	138	45	42	4	2	4	62	25	36	12	4	0	3	11	2	55	38
30	Coachman, Marc	OF/Fr	R/R	.000	.000	.000	.000	.000	2	0	0	0	0	0	0	0	0	0	0	0	0	0	0	3	0
31	Secondman, Gary	P/Fr	R/R	.000	.000	.000	.000	.000	2	0	0	0	0	0	0	0	2	0	0	0	0	0	0	2	0
34	Sox, Red	INF/Fr	L/R	.241	.282	.291	.573	.051	79	9	19	4	0	0	23	18	15	2	3	1	0	0	1	29	21
35	Shortman, Maury	INF/Fr	R/R	.347	.417	.526	.943	.179	95	24	33	7	2	2	50	23	13	10	2	1	0	0	1	29	26
40	Stopper, Jason	OF/So		.000	.100	.000	.100	.000	9	0	0	0	0	0	0	0	4	1	0	0	0	0	0	4	4
41	Fens, Jeremy	P/Fr	R/R	.318	.382	.500	.882	.182	66	10	21	6	0	2	33	20	11	5	3	2	0	1	0	23	19
43	Lineman, Jared	SS/Fr	R/R	.282	.364	.419	.783	.137	124	32	35	12	1	1	52	30	15	10	7	2	2	6	0	40	36
46	Bunter, Gerry	OF/Fr	L/R	.273	.333	.273	.606	.000	11	2	3	0	0	0	3	0	2	1	0	0	0	0	0	12	2
59	Slider, Caleb	INF/Jr	R/R	.343	.449	.448	.896	.105	105	36	36	7	2	0	47	14	10	10	11	1	7	5	2	32	29







# 1

## Batter, Jerry

P/Sr R/R

## All Stars (USA)



2021 Baseball Hitting - Historical

AVG	OBP	SLG	OPS	ISO	AB	R	H	2B	3B	HR	TB	RBI	K	BB	HBP	SF	SH	SB	CS	GP	GS
.000	.500	.000	.500	.000	2	2	0	0	0	0	0	0	1	2	0	0	0	1	0	31	6

---



---



---



---



---



---



---



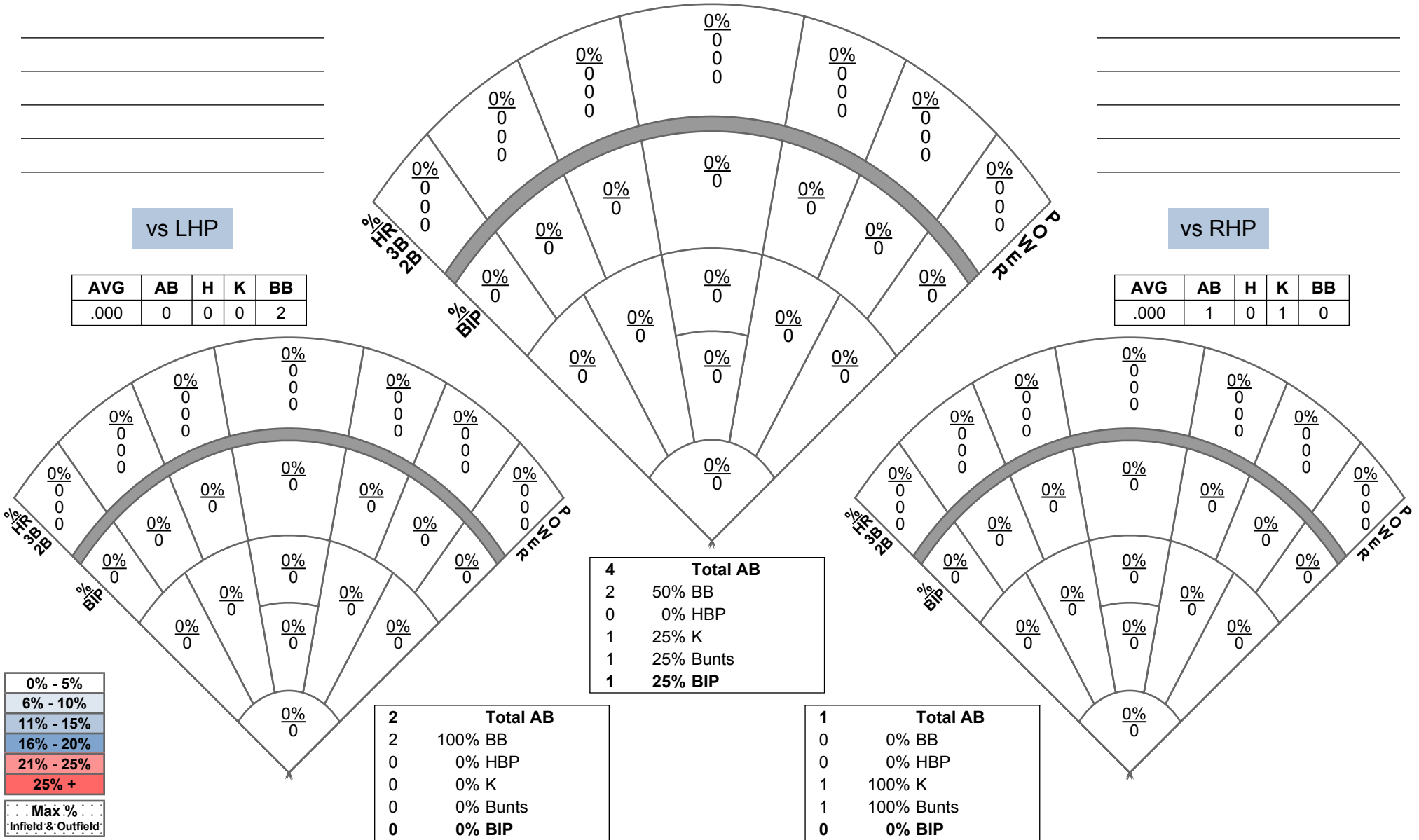
---

vs LHP

AVG	AB	H	K	BB
.000	0	0	0	2

vs RHP

AVG	AB	H	K	BB
.000	1	0	1	0





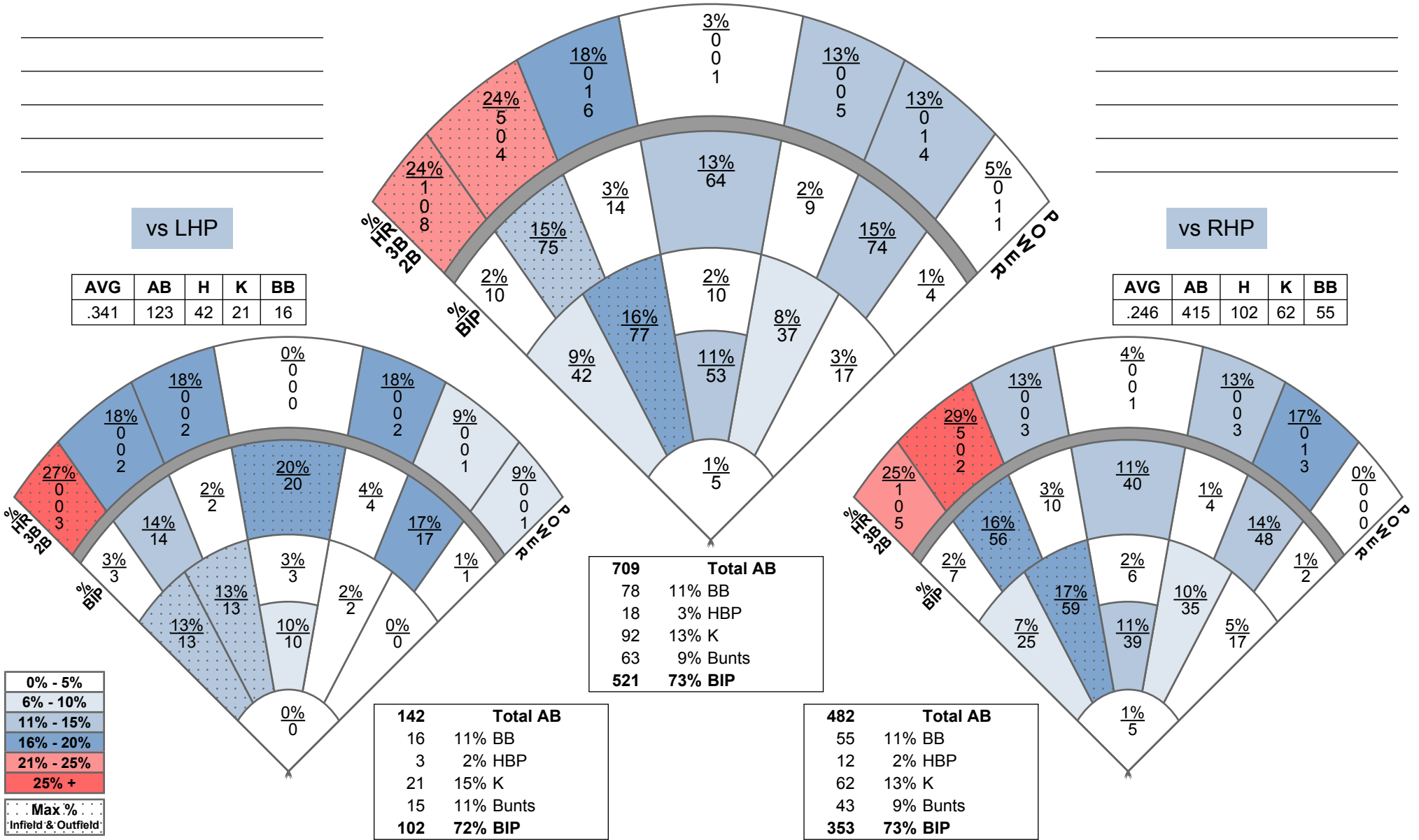
AVG	OBP	SLG	OPS	ISO	AB	R	H	2B	3B	HR	TB	RBI	K	BB	HBP	SF	SH	SB	CS	GP	GS
.314	.408	.425	.833	.111	557	141	175	32	3	8	237	96	92	78	18	12	44	25	5	168	158

vs LHP

AVG	AB	H	K	BB
.341	123	42	21	16

vs RHP

AVG	AB	H	K	BB
.246	415	102	62	55





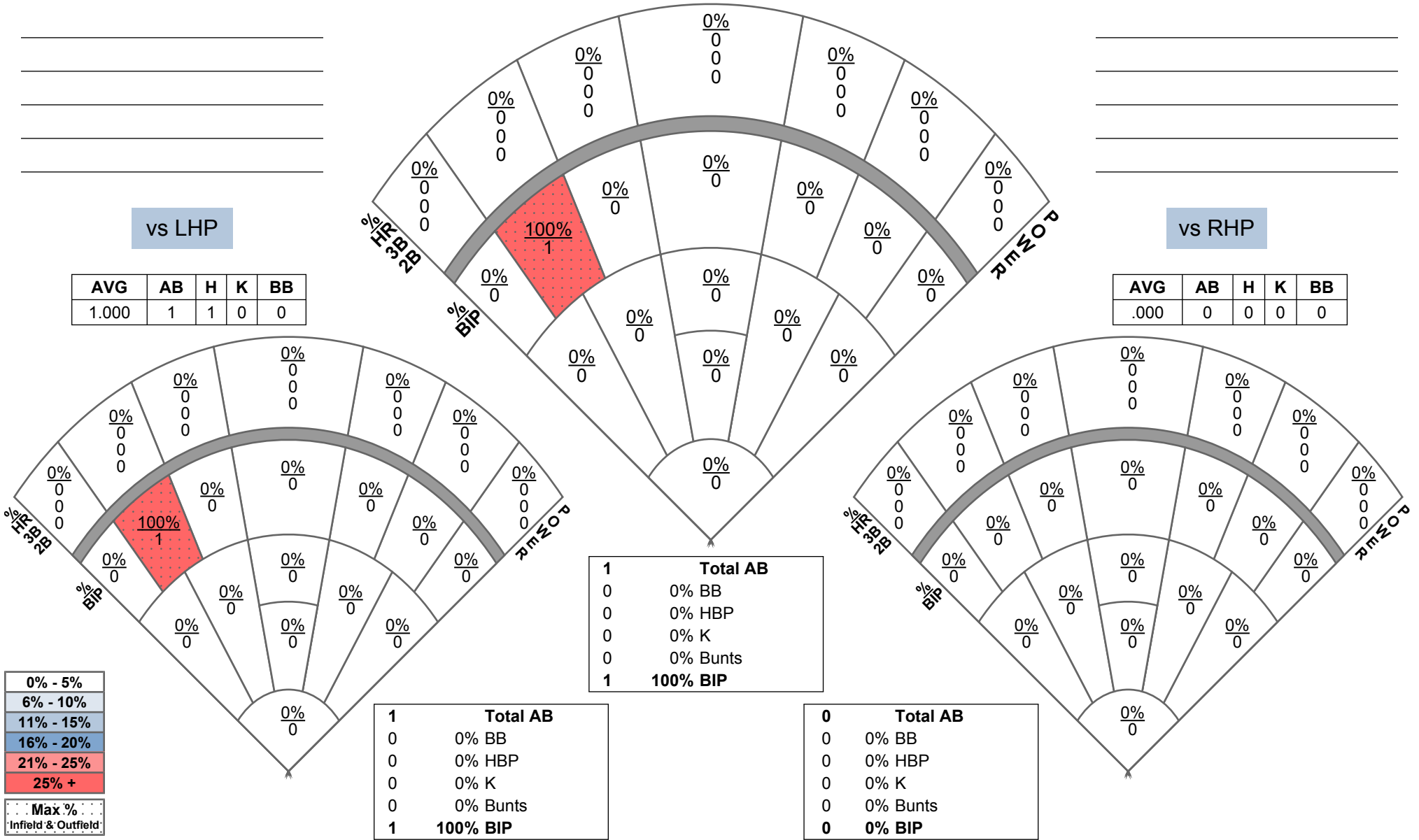
AVG	OBP	SLG	OPS	ISO	AB	R	H	2B	3B	HR	TB	RBI	K	BB	HBP	SF	SH	SB	CS	GP	GS
1.000	1.000	1.000	2.000	.000	1	1	1	0	0	0	1	1	0	0	0	0	0	0	0	1	0

vs LHP

AVG	AB	H	K	BB
1.000	1	1	0	0

vs RHP

AVG	AB	H	K	BB
.000	0	0	0	0





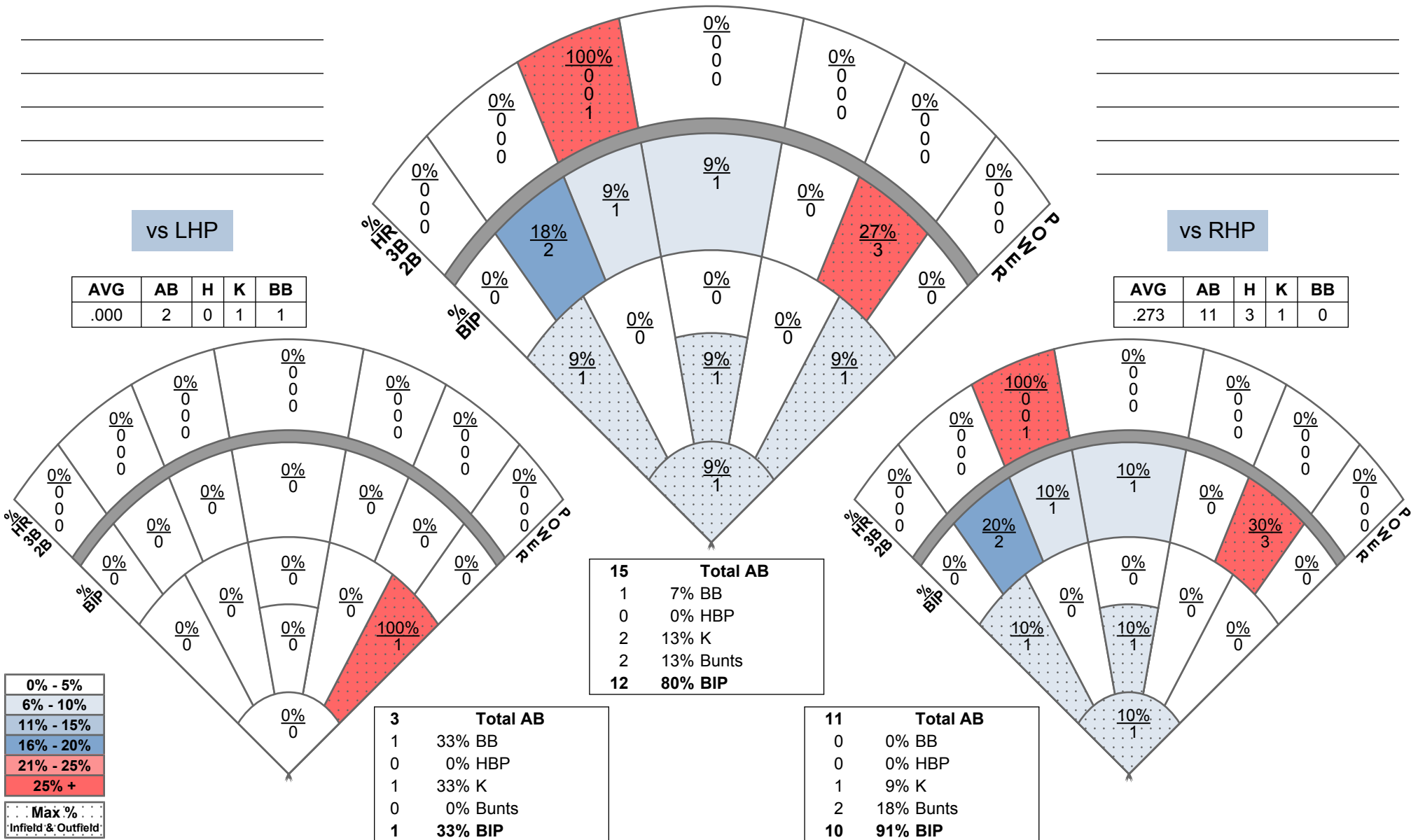
AVG	OBP	SLG	OPS	ISO	AB	R	H	2B	3B	HR	TB	RBI	K	BB	HBP	SF	SH	SB	CS	GP	GS
.308	.357	.385	.742	.077	13	1	4	1	0	0	5	3	2	1	0	0	1	1	0	13	2

vs LHP

AVG	AB	H	K	BB
.000	2	0	1	1

vs RHP

AVG	AB	H	K	BB
.273	11	3	1	0







AVG	OBP	SLG	OPS	ISO	AB	R	H	2B	3B	HR	TB	RBI	K	BB	HBP	SF	SH	SB	CS	GP	GS
.211	.238	.211	.449	.000	19	1	4	0	0	0	4	1	8	0	1	1	0	0	1	13	5

---



---



---



---



---



---



---



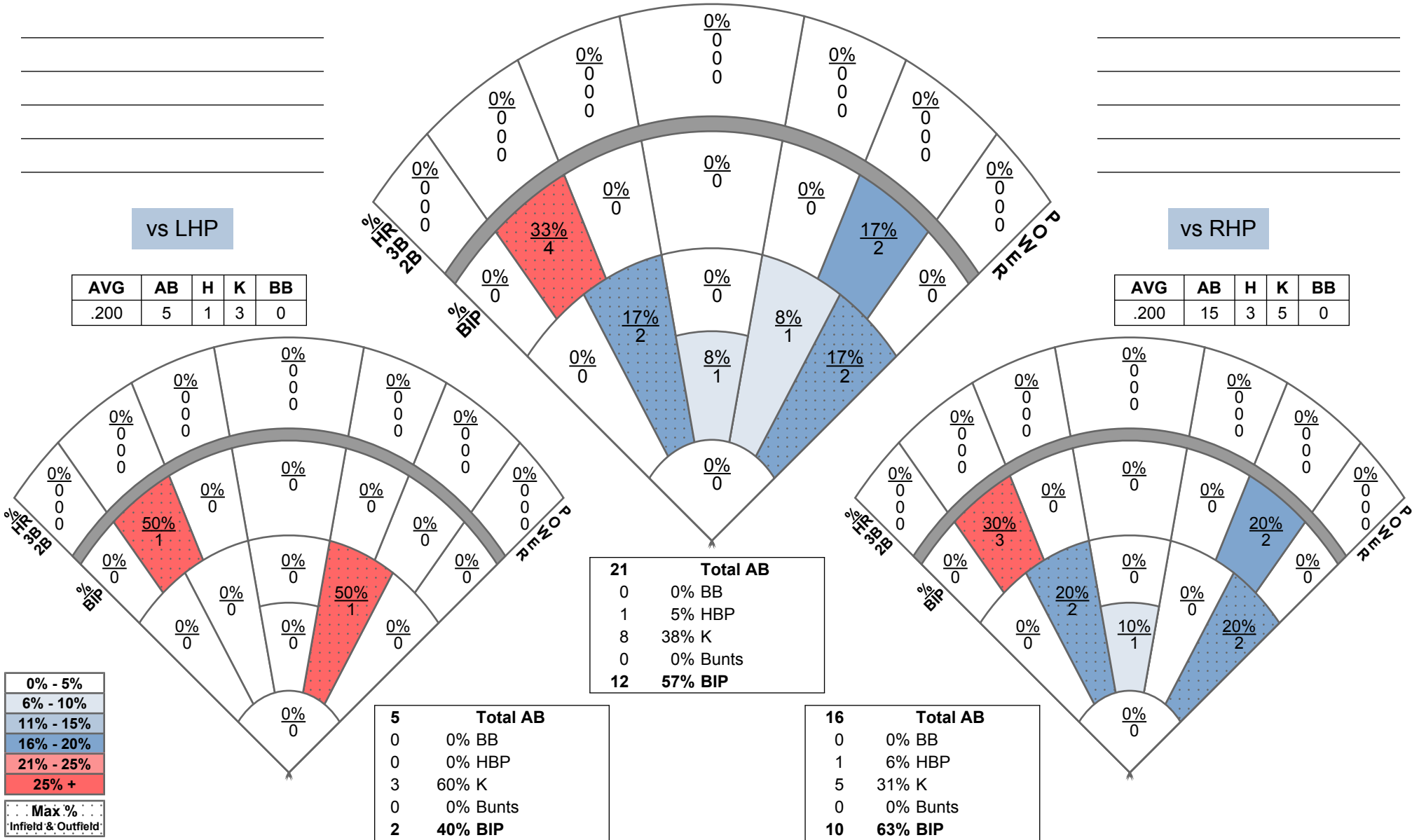
---

vs LHP

AVG	AB	H	K	BB
.200	5	1	3	0

vs RHP

AVG	AB	H	K	BB
.200	15	3	5	0





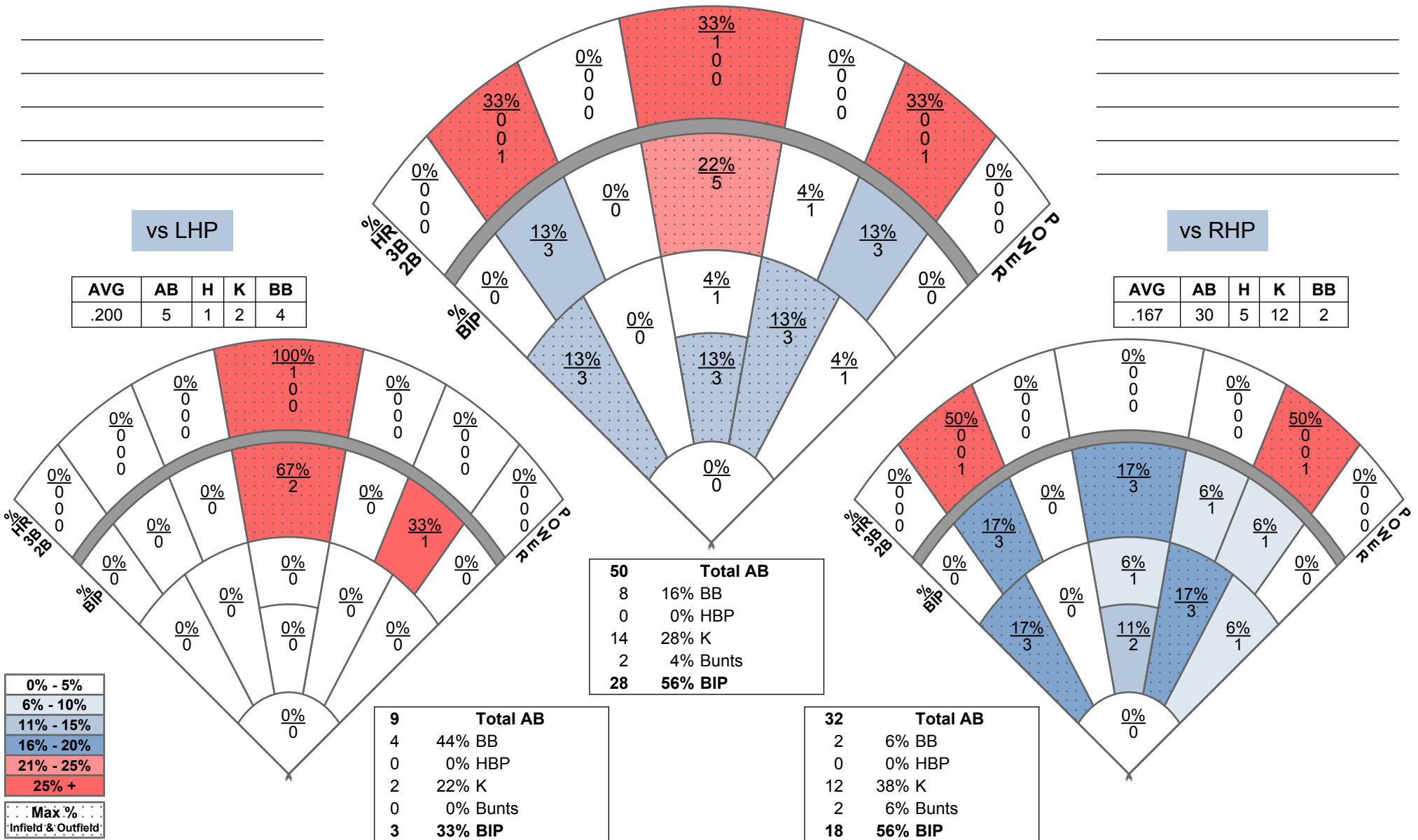
AVG	OBP	SLG	OPS	ISO	AB	R	H	2B	3B	HR	TB	RBI	K	BB	HBP	SF	SH	SB	CS	GP	GS
.220	.347	.415	.762	.195	41	9	9	3	1	1	17	7	14	8	0	0	1	0	0	27	10

vs LHP

AVG	AB	H	K	BB
.200	5	1	2	4

vs RHP

AVG	AB	H	K	BB
.167	30	5	12	2





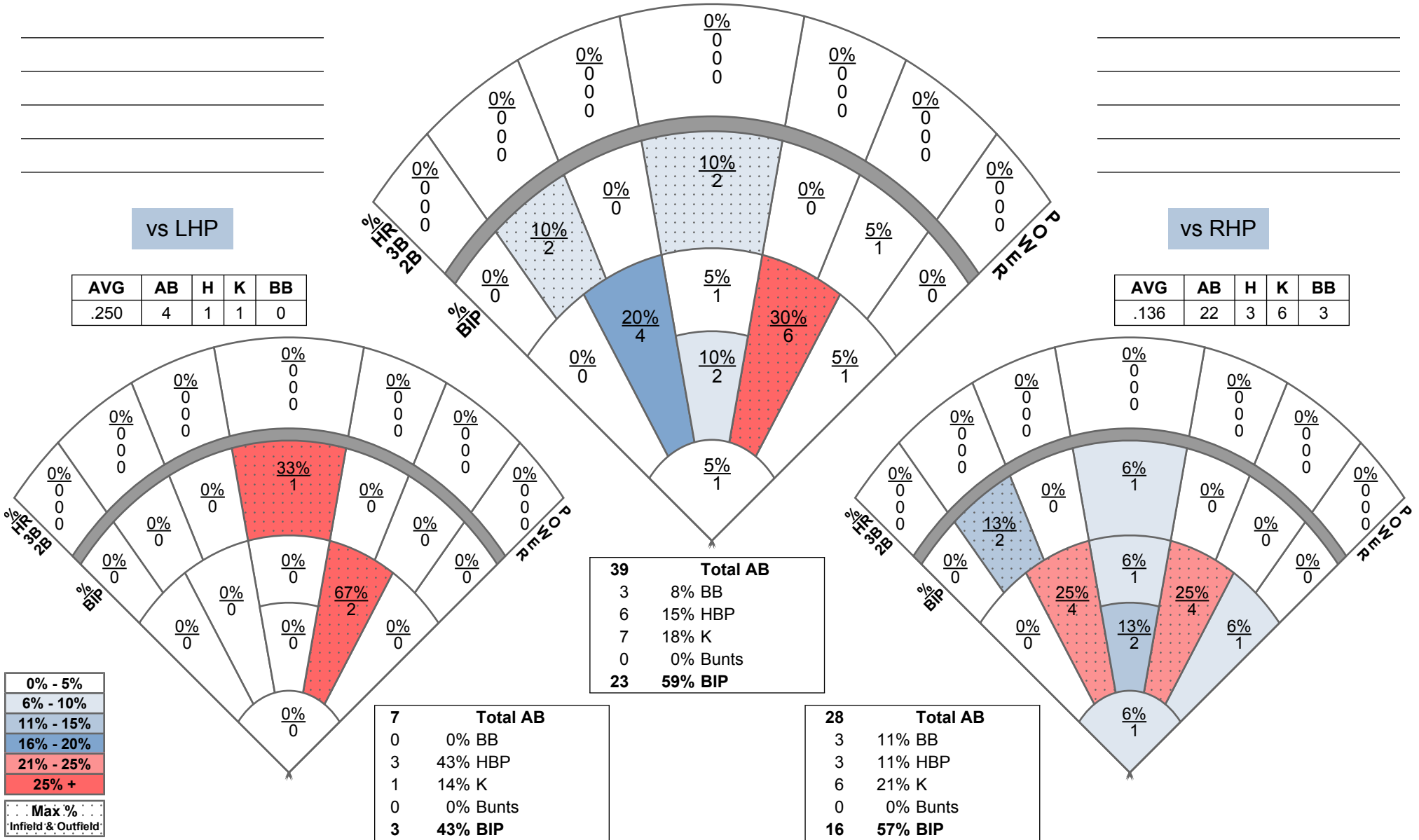
AVG	OBP	SLG	OPS	ISO	AB	R	H	2B	3B	HR	TB	RBI	K	BB	HBP	SF	SH	SB	CS	GP	GS
.267	.436	.267	.703	.000	30	6	8	0	0	0	8	10	7	3	6	0	0	2	0	30	6

vs LHP

AVG	AB	H	K	BB
.250	4	1	1	0

vs RHP

AVG	AB	H	K	BB
.136	22	3	6	3





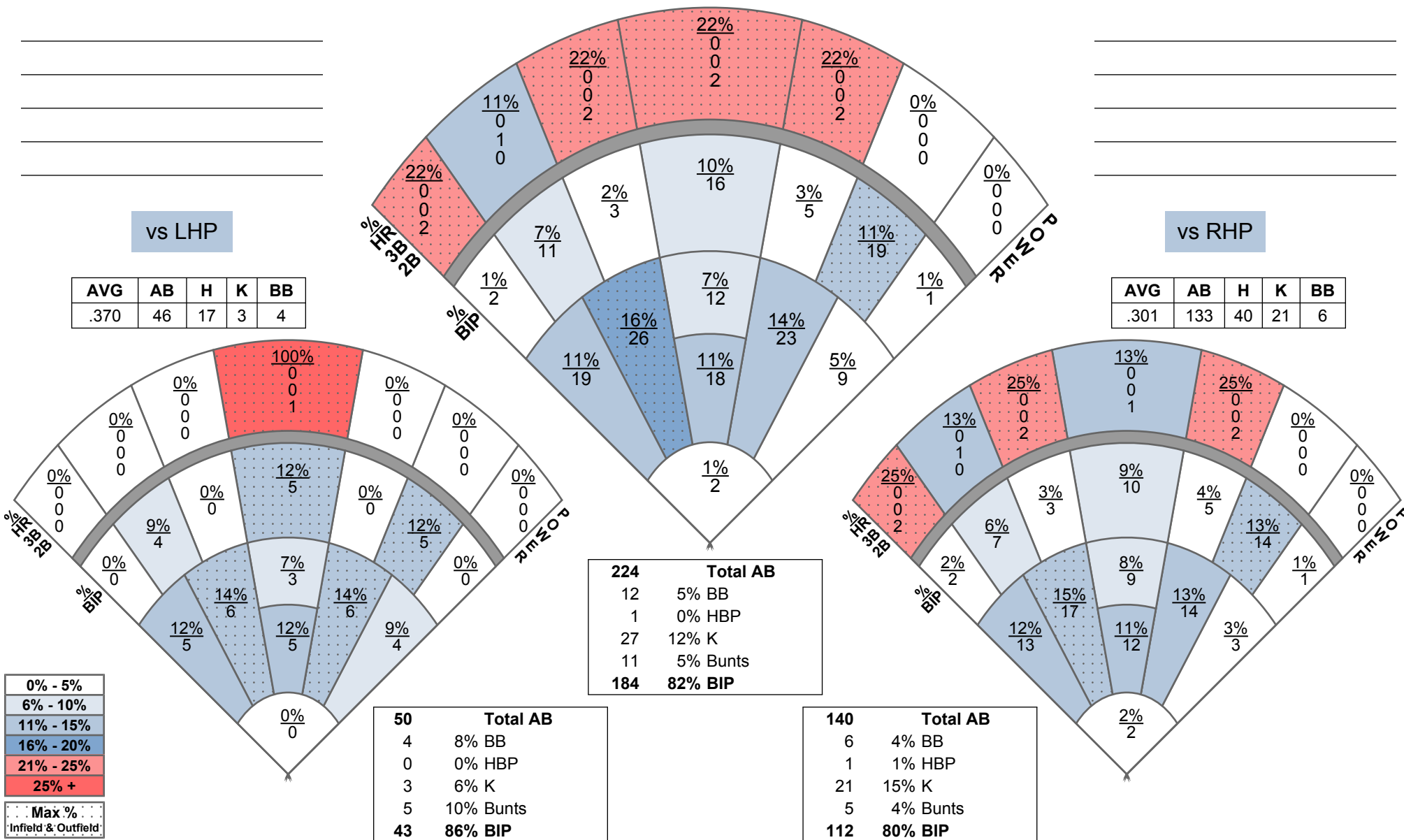
AVG	OBP	SLG	OPS	ISO	AB	R	H	2B	3B	HR	TB	RBI	K	BB	HBP	SF	SH	SB	CS	GP	GS
.343	.381	.403	.784	.060	201	37	69	10	1	0	81	35	27	12	1	1	9	5	3	69	58

vs LHP

AVG	AB	H	K	BB
.370	46	17	3	4

vs RHP

AVG	AB	H	K	BB
.301	133	40	21	6





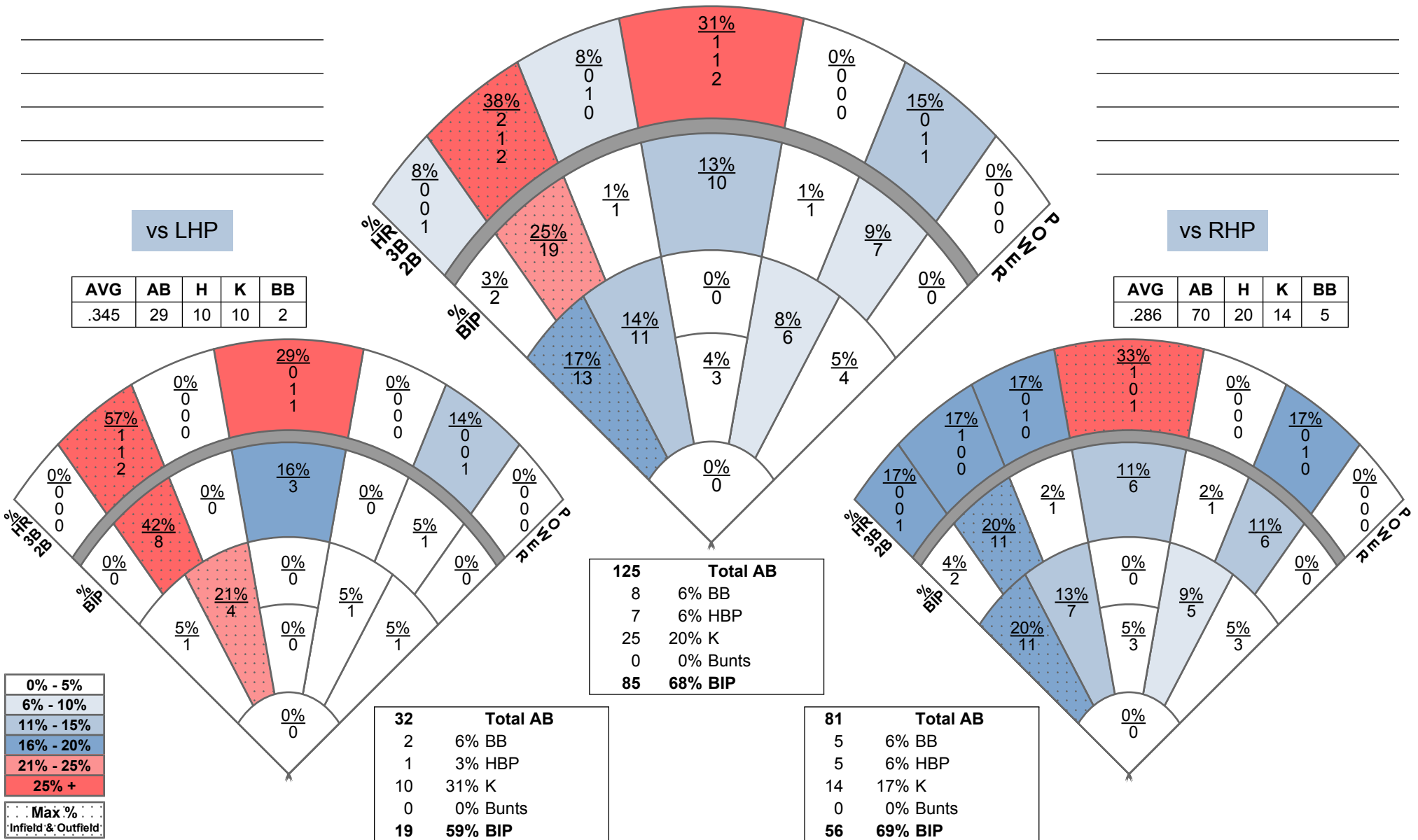
AVG	OBP	SLG	OPS	ISO	AB	R	H	2B	3B	HR	TB	RBI	K	BB	HBP	SF	SH	SB	CS	GP	GS
.315	.392	.528	.920	.213	108	29	34	6	4	3	57	32	25	8	7	2	0	2	1	44	26

vs LHP

AVG	AB	H	K	BB
.345	29	10	10	2

vs RHP

AVG	AB	H	K	BB
.286	70	20	14	5





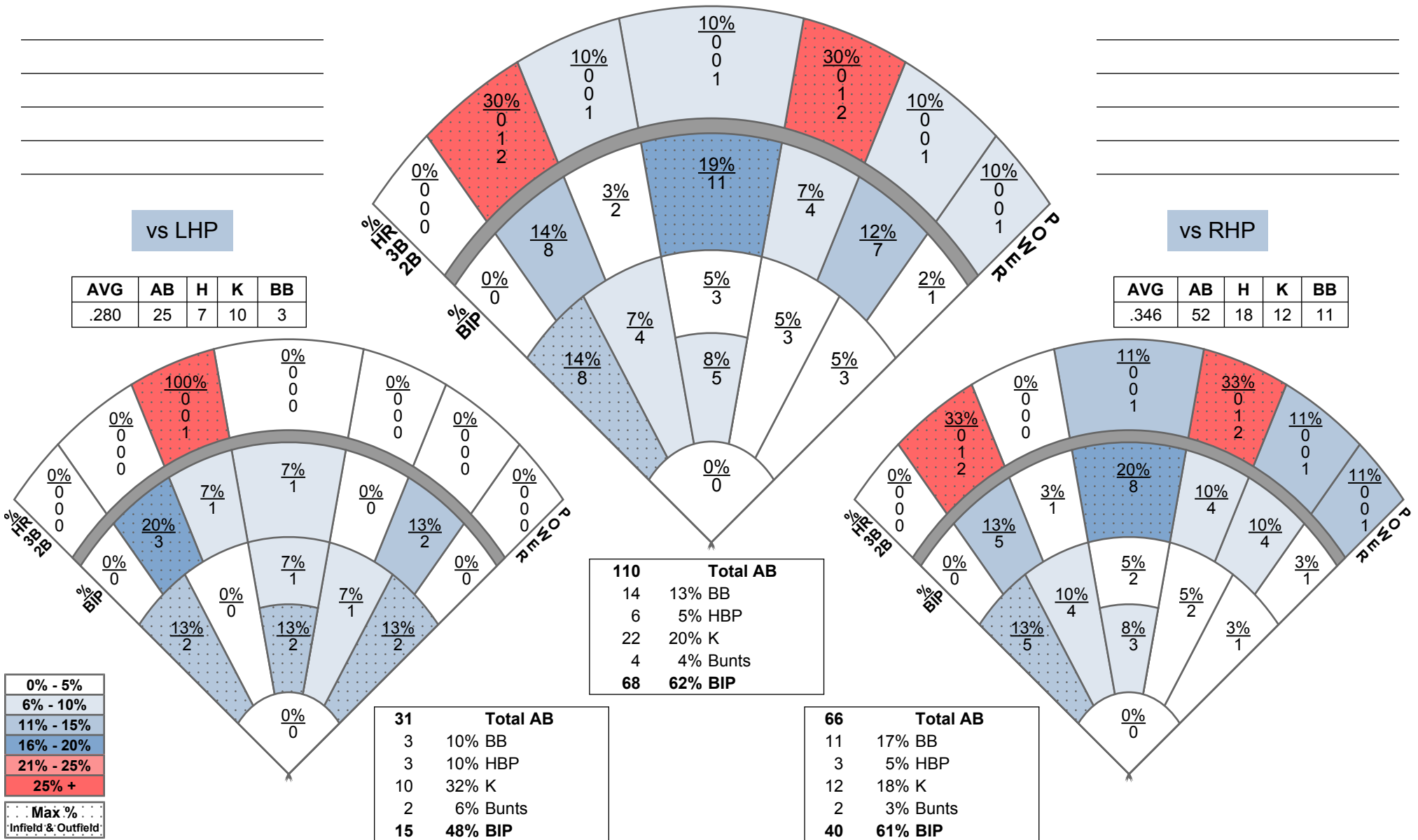
AVG	OBP	SLG	OPS	ISO	AB	R	H	2B	3B	HR	TB	RBI	K	BB	HBP	SF	SH	SB	CS	GP	GS
.337	.459	.483	.942	.146	89	18	30	9	2	0	43	18	22	14	6	0	1	10	1	32	30

vs LHP

AVG	AB	H	K	BB
.280	25	7	10	3

vs RHP

AVG	AB	H	K	BB
.346	52	18	12	11





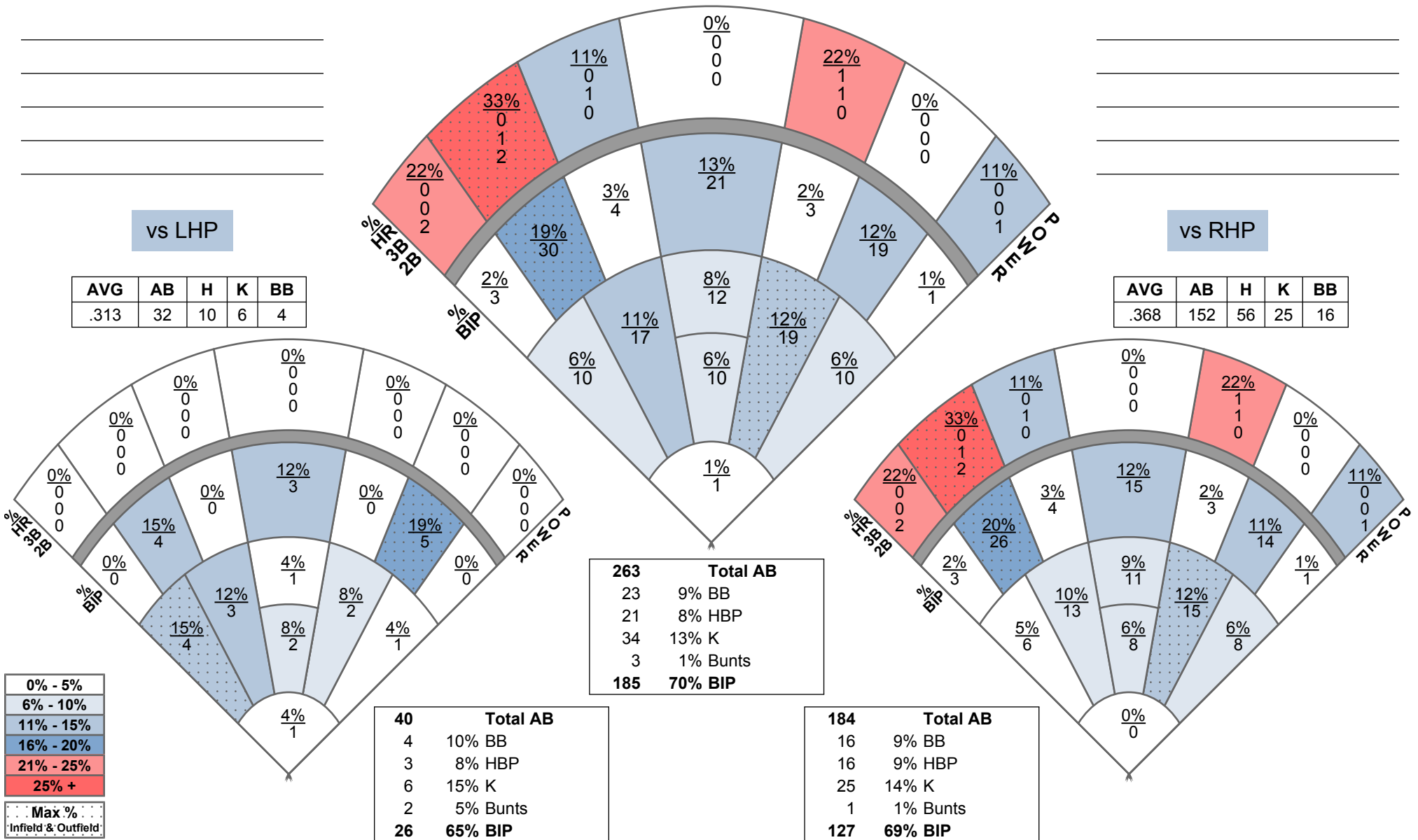
AVG	OBP	SLG	OPS	ISO	AB	R	H	2B	3B	HR	TB	RBI	K	BB	HBP	SF	SH	SB	CS	GP	GS
.368	.466	.453	.918	.085	212	52	78	9	3	1	96	52	34	23	21	6	1	9	2	74	60

vs LHP

AVG	AB	H	K	BB
.313	32	10	6	4

vs RHP

AVG	AB	H	K	BB
.368	152	56	25	16





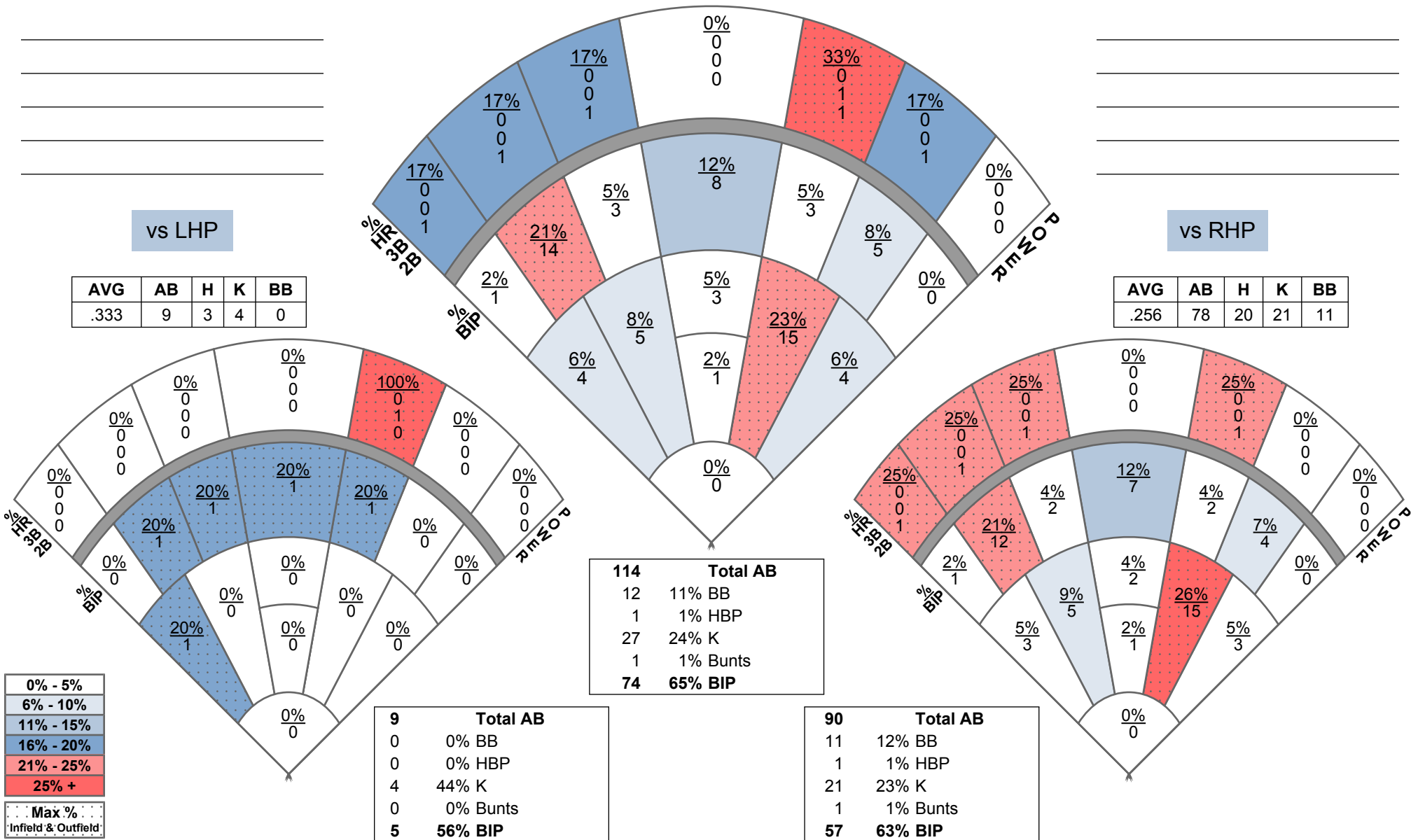
AVG	OBP	SLG	OPS	ISO	AB	R	H	2B	3B	HR	TB	RBI	K	BB	HBP	SF	SH	SB	CS	GP	GS
.310	.389	.400	.789	.090	100	22	31	5	2	0	40	12	27	12	1	0	1	1	3	48	34

vs LHP

AVG	AB	H	K	BB
.333	9	3	4	0

vs RHP

AVG	AB	H	K	BB
.256	78	20	21	11







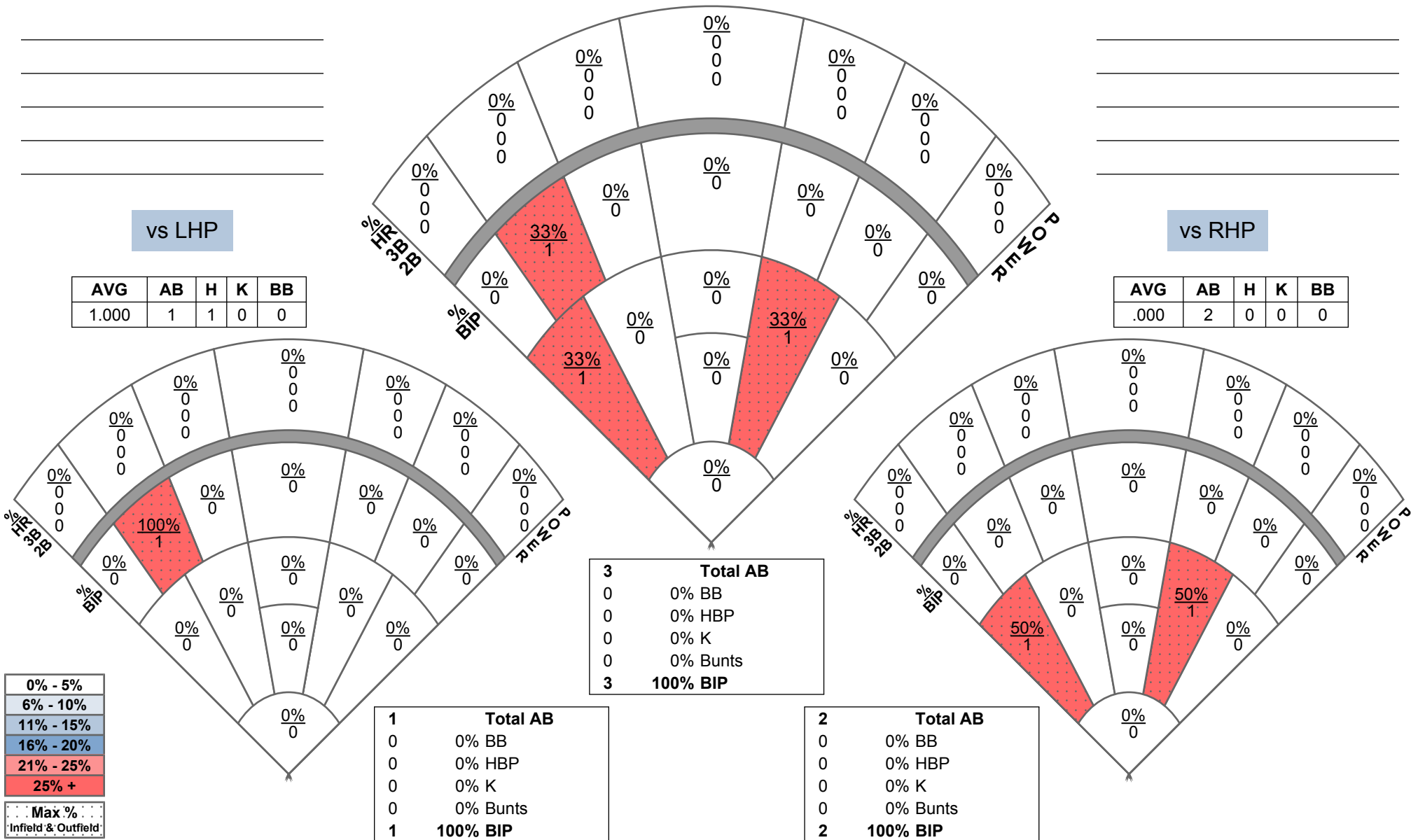
AVG	OBP	SLG	OPS	ISO	AB	R	H	2B	3B	HR	TB	RBI	K	BB	HBP	SF	SH	SB	CS	GP	GS
.333	.333	.333	.667	.000	3	0	1	0	0	0	1	1	0	0	0	0	0	0	0	3	0

vs LHP

AVG	AB	H	K	BB
1.000	1	1	0	0

vs RHP

AVG	AB	H	K	BB
.000	2	0	0	0





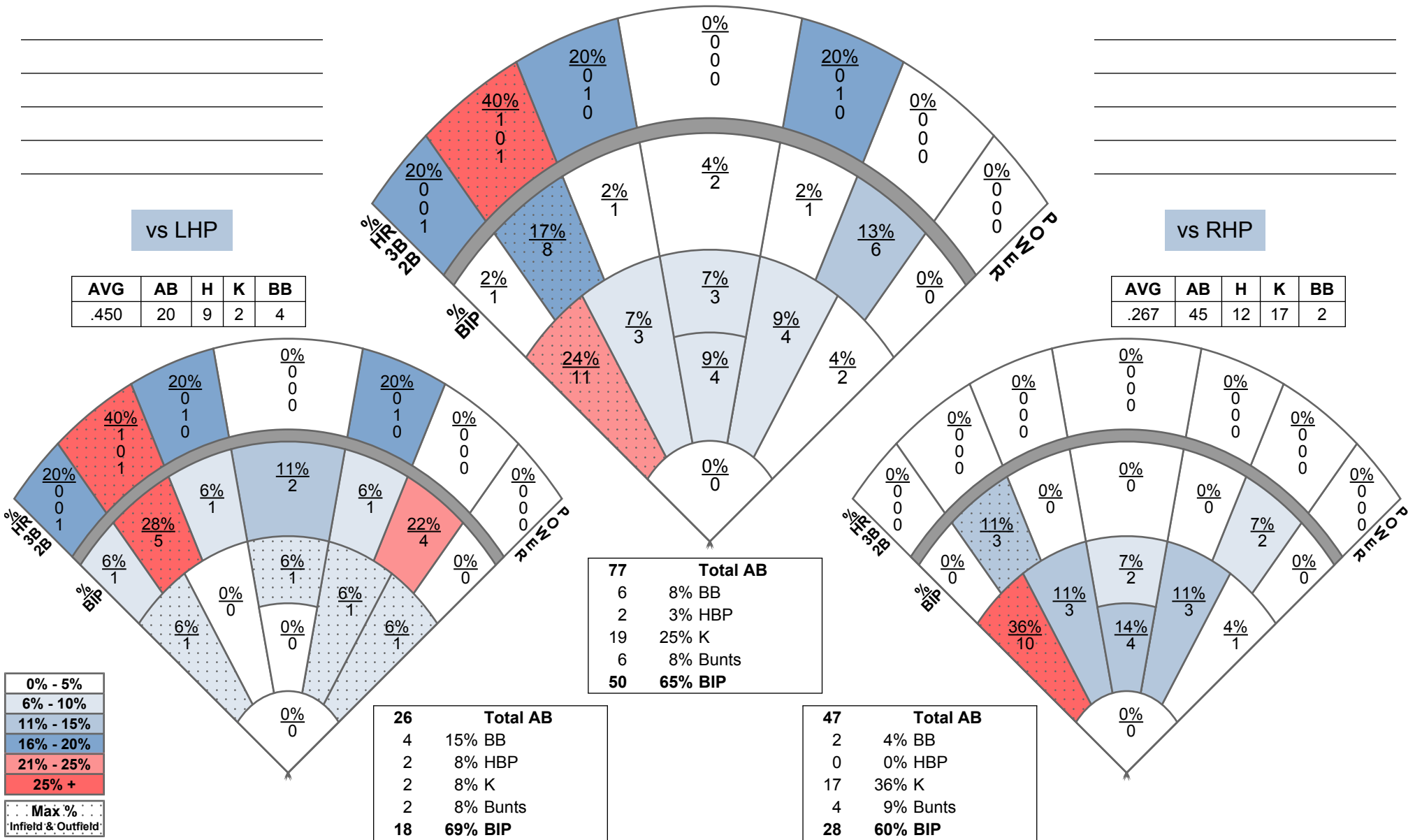
AVG	OBP	SLG	OPS	ISO	AB	R	H	2B	3B	HR	TB	RBI	K	BB	HBP	SF	SH	SB	CS	GP	GS
.354	.419	.492	.911	.138	65	15	23	2	2	1	32	10	19	6	2	1	3	0	0	25	19

vs LHP

AVG	AB	H	K	BB
.450	20	9	2	4

vs RHP

AVG	AB	H	K	BB
.267	45	12	17	2





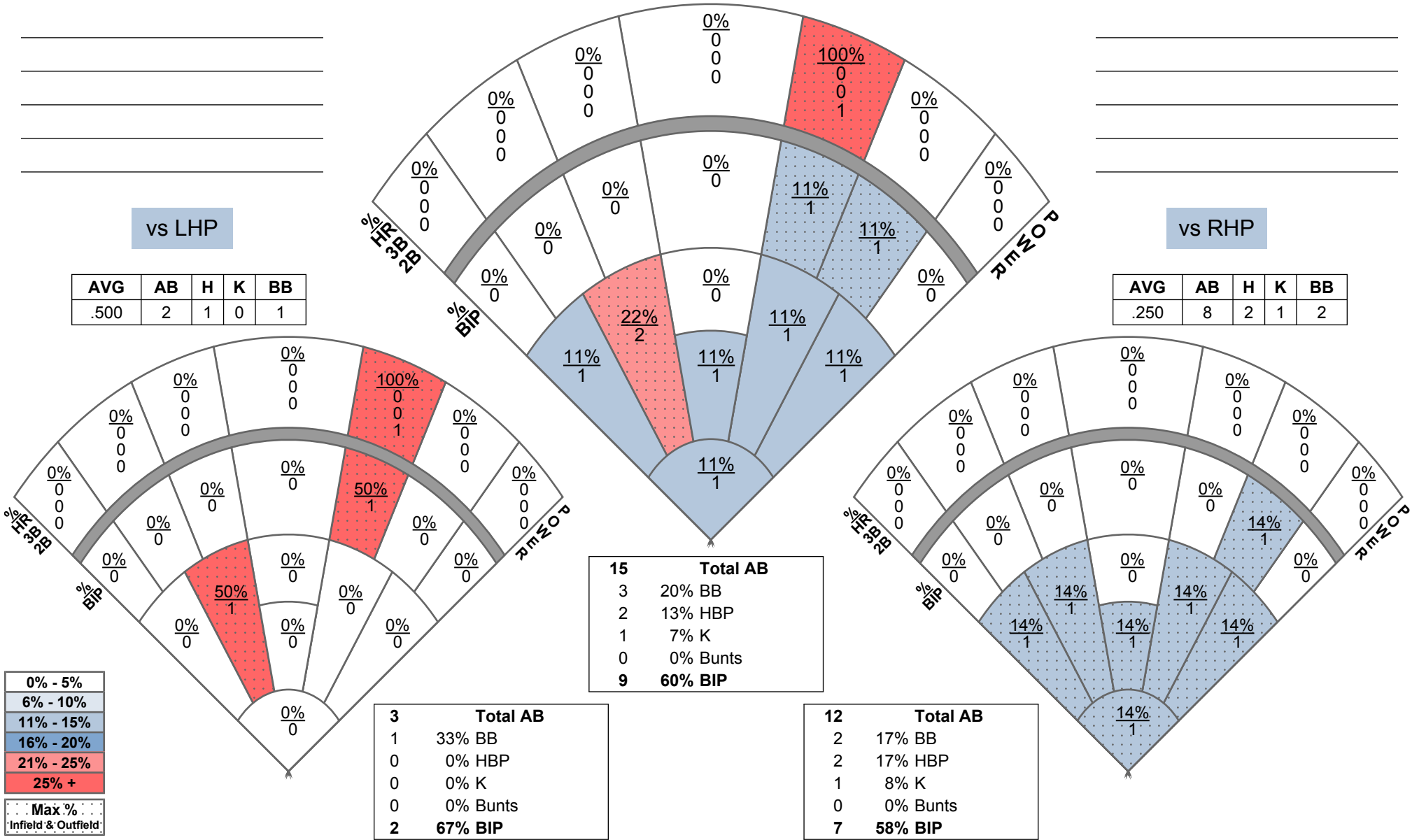
AVG	OBP	SLG	OPS	ISO	AB	R	H	2B	3B	HR	TB	RBI	K	BB	HBP	SF	SH	SB	CS	GP	GS
.300	.533	.400	.933	.100	10	3	3	1	0	0	4	1	1	3	2	0	0	0	0	5	3

vs LHP

AVG	AB	H	K	BB
.500	2	1	0	1

vs RHP

AVG	AB	H	K	BB
.250	8	2	1	2

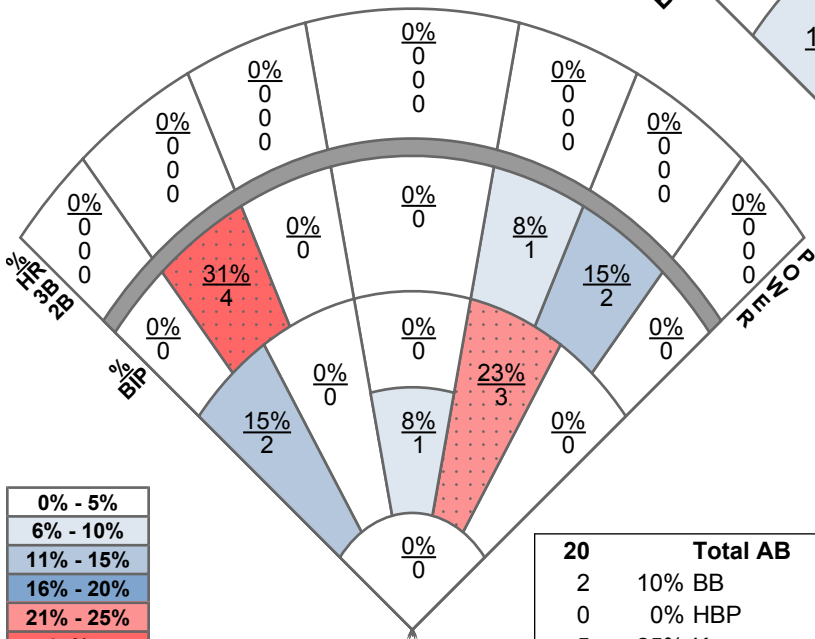




AVG	OBP	SLG	OPS	ISO	AB	R	H	2B	3B	HR	TB	RBI	K	BB	HBP	SF	SH	SB	CS	GP	GS
.296	.377	.333	.710	.037	54	14	16	2	0	0	18	12	11	7	0	0	1	2	0	31	10

vs LHP

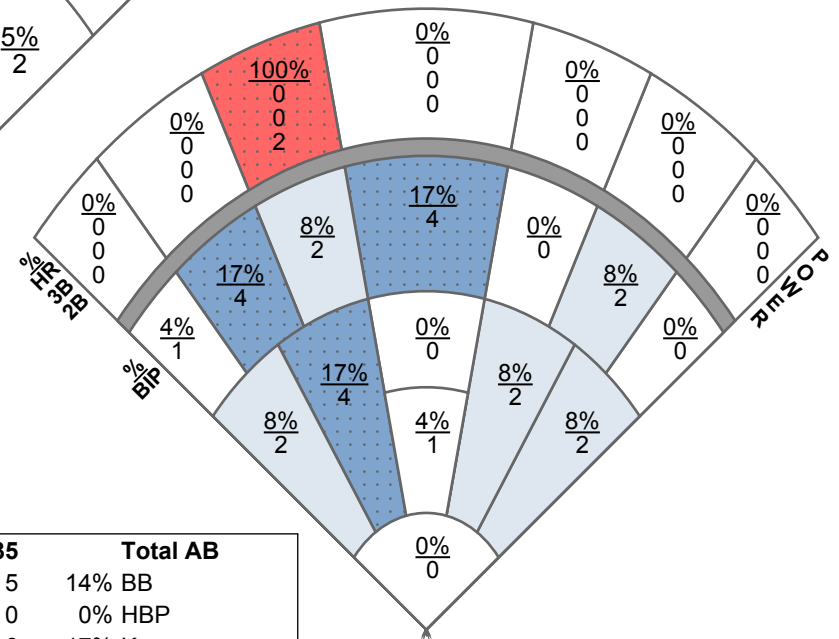
AVG	AB	H	K	BB
.111	18	2	5	2



20 Total AB	
2	10% BB
0	0% HBP
5	25% K
1	5% Bunts
13	65% BIP

vs RHP

AVG	AB	H	K	BB
.367	30	11	6	5



35 Total AB	
5	14% BB
0	0% HBP
6	17% K
1	3% Bunts
24	69% BIP

62 Total AB	
7	11% BB
0	0% HBP
11	18% K
2	3% Bunts
44	71% BIP

0% - 5%
6% - 10%
11% - 15%
16% - 20%
21% - 25%
25% +
Max %
Infield & Outfield



AVG	OBP	SLG	OPS	ISO	AB	R	H	2B	3B	HR	TB	RBI	K	BB	HBP	SF	SH	SB	CS	GP	GS
1.000	1.000	2.000	3.000	1.000	1	0	1	1	0	0	2	0	0	0	0	0	0	0	1	1	0

---



---



---



---



---



---



---



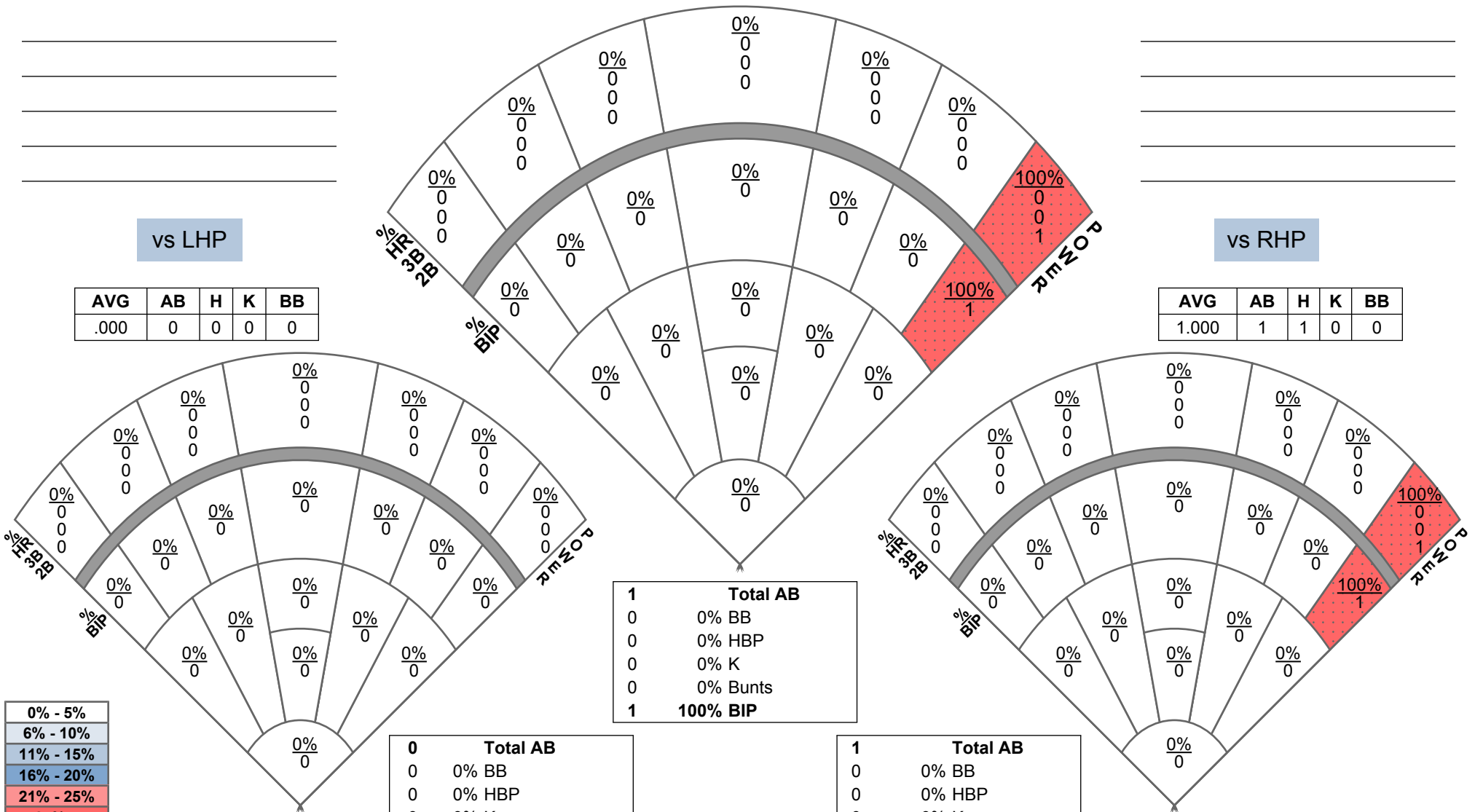
---

vs LHP

vs RHP

AVG	AB	H	K	BB
.000	0	0	0	0

AVG	AB	H	K	BB
1.000	1	1	0	0



0% - 5%
6% - 10%
11% - 15%
16% - 20%
21% - 25%
25% +
Max %
Infield & Outfield

1 Total AB	
0	0% BB
0	0% HBP
0	0% K
0	0% Bunts
1 100% BIP	

0 Total AB	
0	0% BB
0	0% HBP
0	0% K
0	0% Bunts
0 0% BIP	

1 Total AB	
0	0% BB
0	0% HBP
0	0% K
0	0% Bunts
1 100% BIP	



AVG	OBP	SLG	OPS	ISO	AB	R	H	2B	3B	HR	TB	RBI	K	BB	HBP	SF	SH	SB	CS	GP	GS
.250	.250	.500	.750	.250	4	1	1	1	0	0	2	2	2	0	0	0	0	0	0	3	0

---



---



---



---



---



---



---



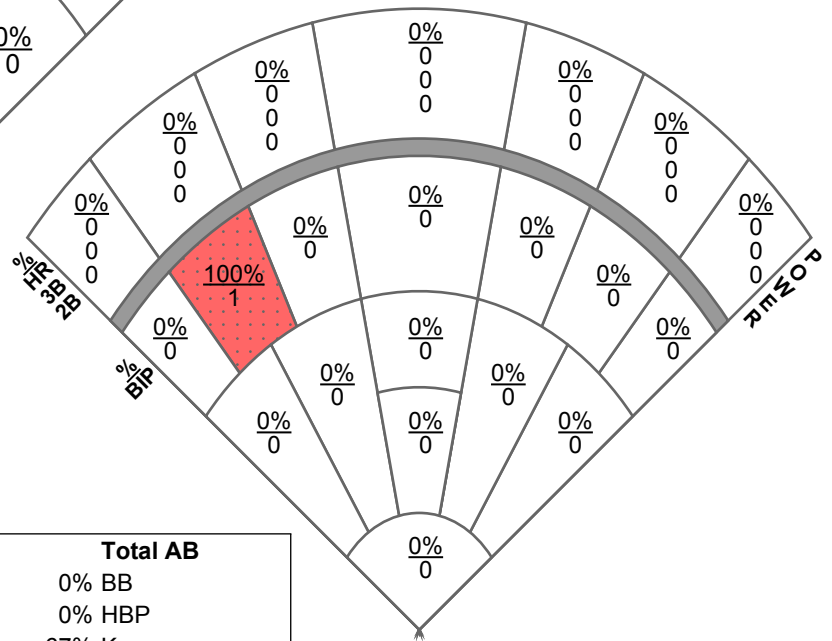
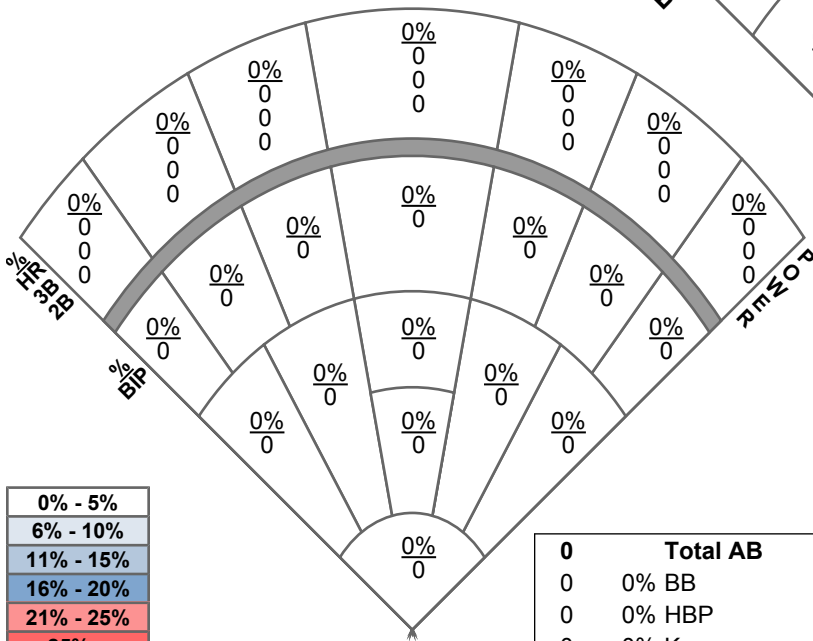
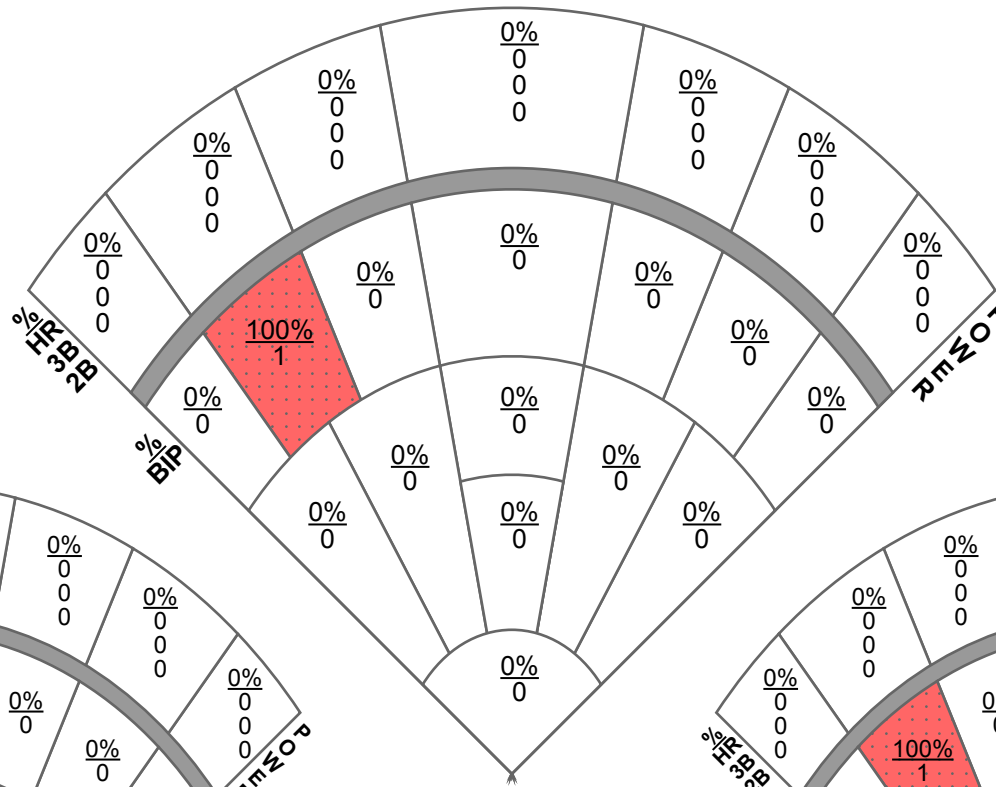
---

vs LHP

AVG	AB	H	K	BB
.000	0	0	0	0

vs RHP

AVG	AB	H	K	BB
.000	3	0	2	0



4 Total AB	
0	0% BB
0	0% HBP
2	50% K
0	0% Bunts
2	50% BIP

0 Total AB	
0	0% BB
0	0% HBP
0	0% K
0	0% Bunts
0	0% BIP

3 Total AB	
0	0% BB
0	0% HBP
2	67% K
0	0% Bunts
1	33% BIP

0% - 5%
6% - 10%
11% - 15%
16% - 20%
21% - 25%
25% +
Max %
Infield & Outfield



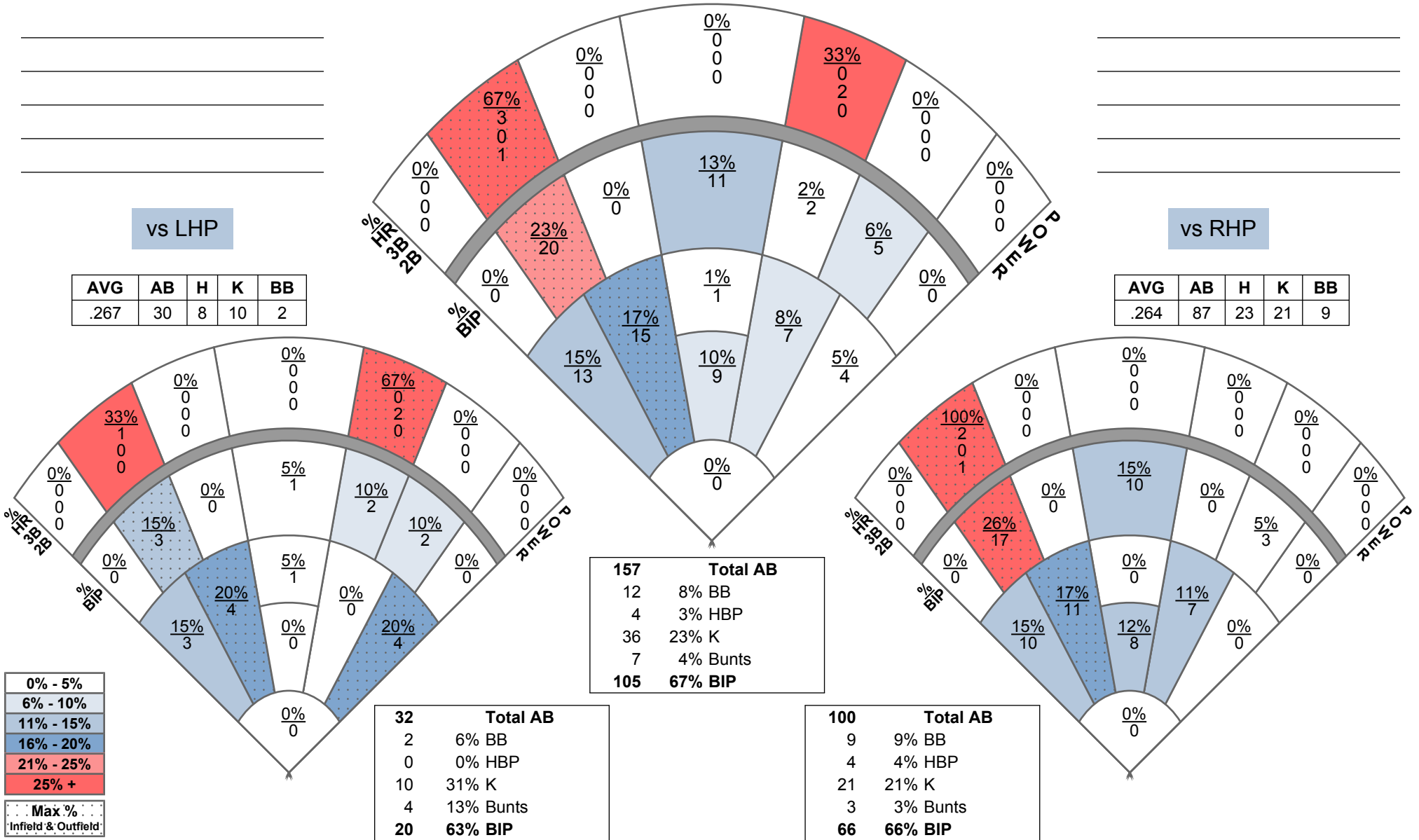
AVG	OBP	SLG	OPS	ISO	AB	R	H	2B	3B	HR	TB	RBI	K	BB	HBP	SF	SH	SB	CS	GP	GS
.304	.377	.449	.826	.145	138	45	42	4	2	4	62	25	36	12	4	0	3	11	2	55	38

vs LHP

AVG	AB	H	K	BB
.267	30	8	10	2

vs RHP

AVG	AB	H	K	BB
.264	87	23	21	9





AVG	OBP	SLG	OPS	ISO	AB	R	H	2B	3B	HR	TB	RBI	K	BB	HBP	SF	SH	SB	CS	GP	GS	
.000	.000	.000	.000	.000	2	0	0	0	0	0	0	0	0	0	0	0	0	0	0	0	3	0

---

---

---

---

---



---

---

---

---

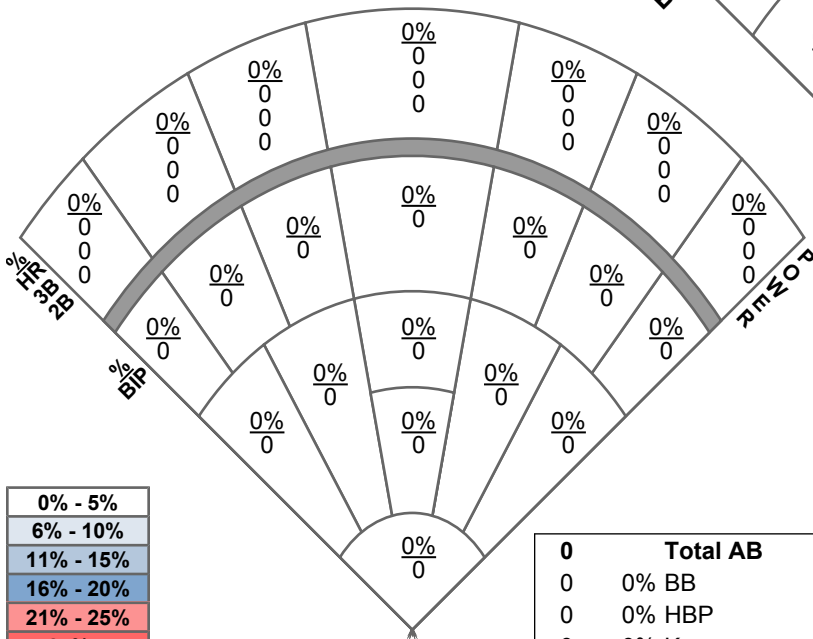
---

vs LHP

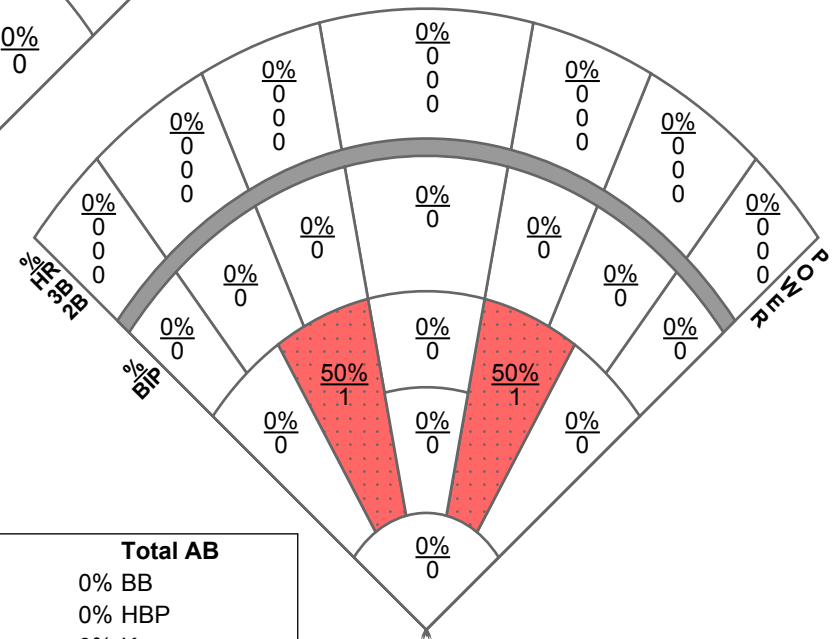
vs RHP

AVG	AB	H	K	BB
.000	0	0	0	0

AVG	AB	H	K	BB
.000	2	0	0	0



2	<b>Total AB</b>
0	0% BB
0	0% HBP
0	0% K
0	0% Bunts
2	<b>100% BIP</b>



2	<b>Total AB</b>
0	0% BB
0	0% HBP
0	0% K
0	0% Bunts
2	<b>100% BIP</b>

0	<b>Total AB</b>
0	0% BB
0	0% HBP
0	0% K
0	0% Bunts
0	<b>0% BIP</b>

0% - 5%
6% - 10%
11% - 15%
16% - 20%
21% - 25%
25% +
Max %
Infield & Outfield





AVG	OBP	SLG	OPS	ISO	AB	R	H	2B	3B	HR	TB	RBI	K	BB	HBP	SF	SH	SB	CS	GP	GS	
.000	.000	.000	.000	.000	2	0	0	0	0	0	0	0	2	0	0	0	0	0	0	0	2	0

---

---

---

---

---



---

---

---

---

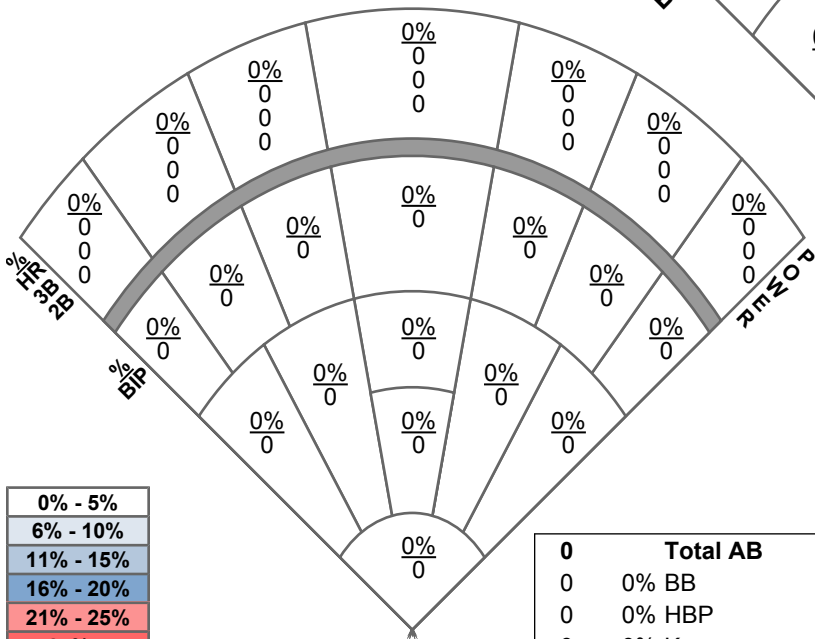
---

vs LHP

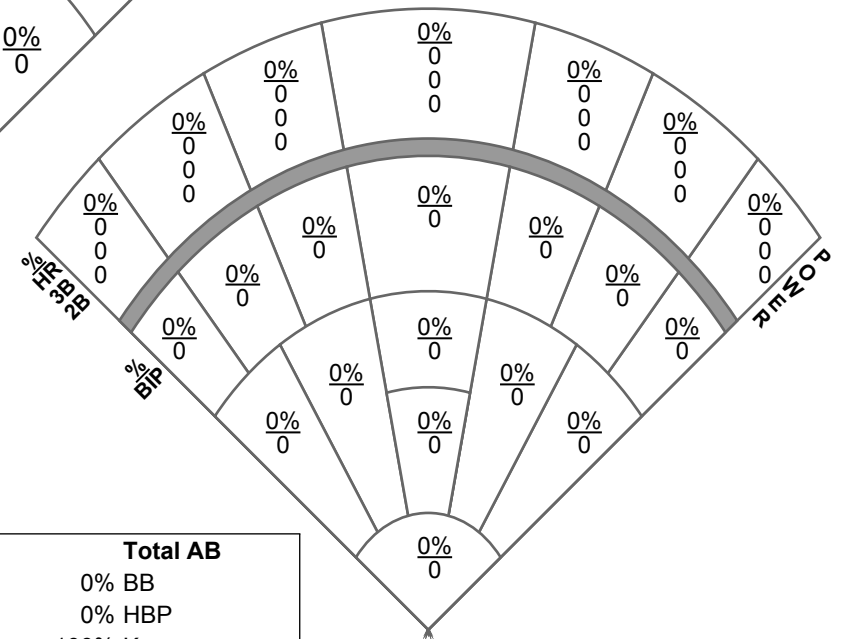
vs RHP

AVG	AB	H	K	BB
.000	0	0	0	0

AVG	AB	H	K	BB
.000	2	0	2	0



2	<b>Total AB</b>
0	0% BB
0	0% HBP
2	100% K
0	0% Bunts
0	<b>0% BIP</b>



2	<b>Total AB</b>
0	0% BB
0	0% HBP
2	100% K
0	0% Bunts
0	<b>0% BIP</b>

0	<b>Total AB</b>
0	0% BB
0	0% HBP
0	0% K
0	0% Bunts
0	<b>0% BIP</b>

0% - 5%
6% - 10%
11% - 15%
16% - 20%
21% - 25%
25% +
Max %
Infield & Outfield



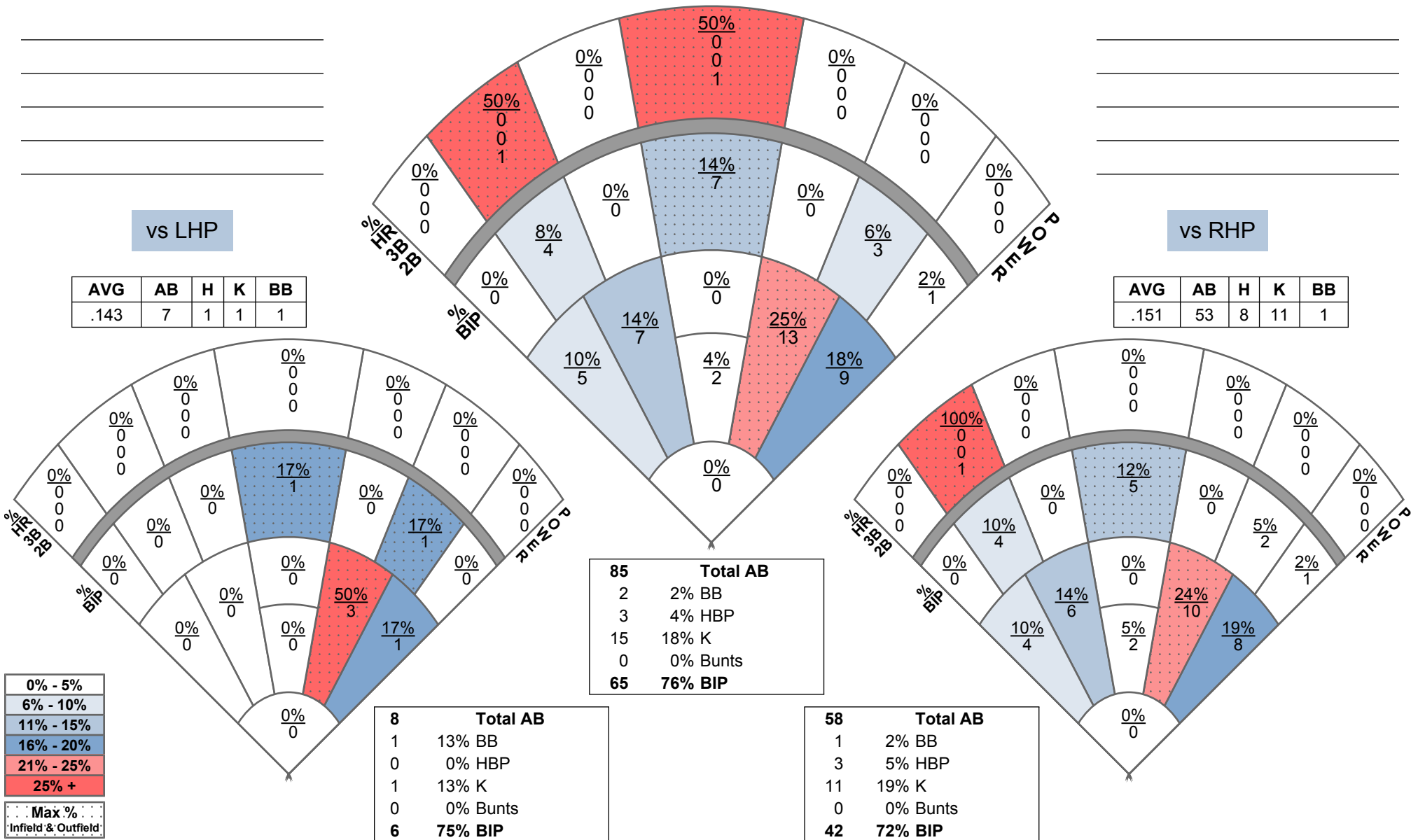
AVG	OBP	SLG	OPS	ISO	AB	R	H	2B	3B	HR	TB	RBI	K	BB	HBP	SF	SH	SB	CS	GP	GS
.241	.282	.291	.573	.051	79	9	19	4	0	0	23	18	15	2	3	1	0	0	1	29	21

vs LHP

AVG	AB	H	K	BB
.143	7	1	1	1

vs RHP

AVG	AB	H	K	BB
.151	53	8	11	1





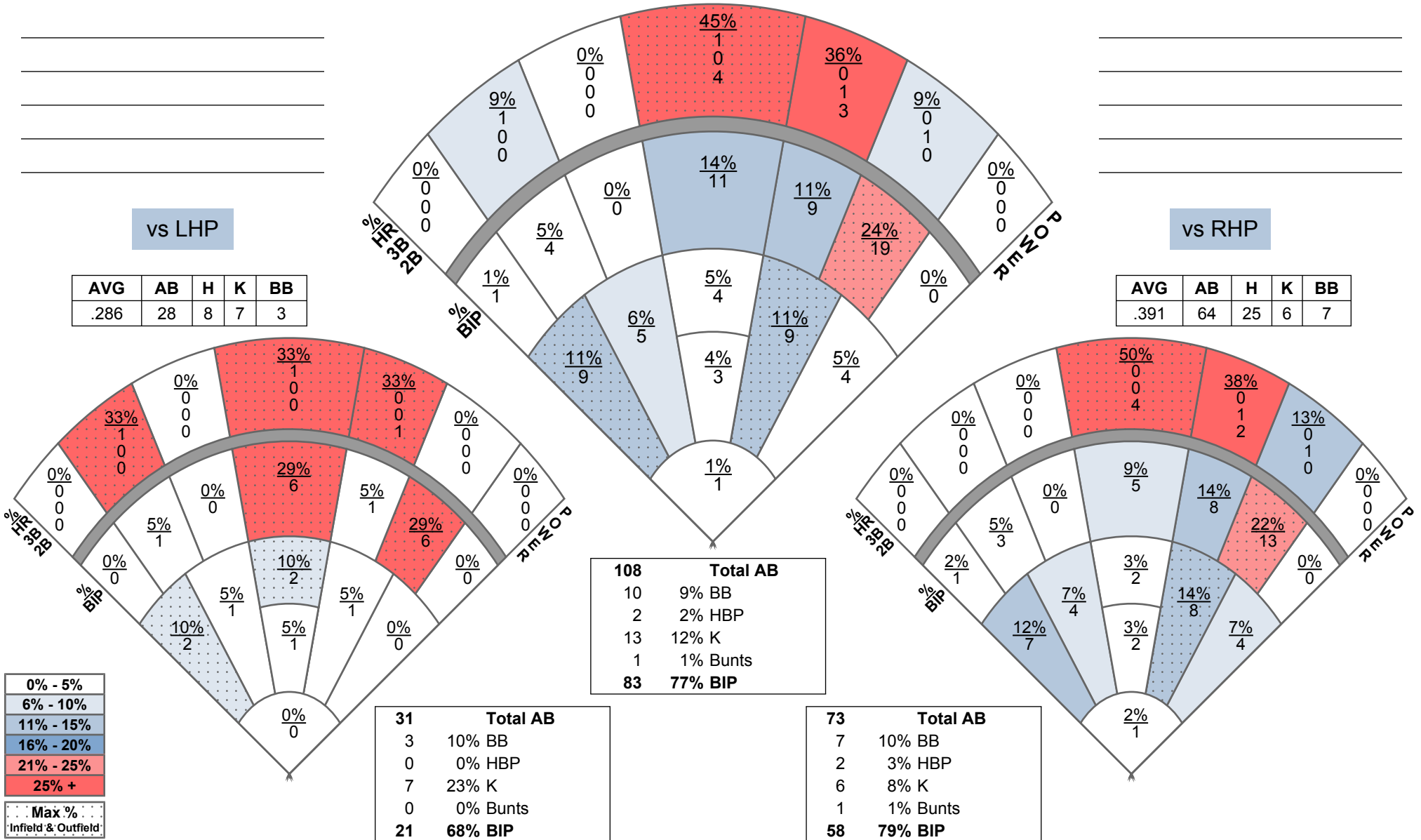
AVG	OBP	SLG	OPS	ISO	AB	R	H	2B	3B	HR	TB	RBI	K	BB	HBP	SF	SH	SB	CS	GP	GS
.347	.417	.526	.943	.179	95	24	33	7	2	2	50	23	13	10	2	1	0	0	1	29	26

vs LHP

AVG	AB	H	K	BB
.286	28	8	7	3

vs RHP

AVG	AB	H	K	BB
.391	64	25	6	7





AVG	OBP	SLG	OPS	ISO	AB	R	H	2B	3B	HR	TB	RBI	K	BB	HBP	SF	SH	SB	CS	GP	GS
.000	.100	.000	.100	.000	9	0	0	0	0	0	0	0	4	1	0	0	0	0	0	4	4

---



---



---



---



---



---



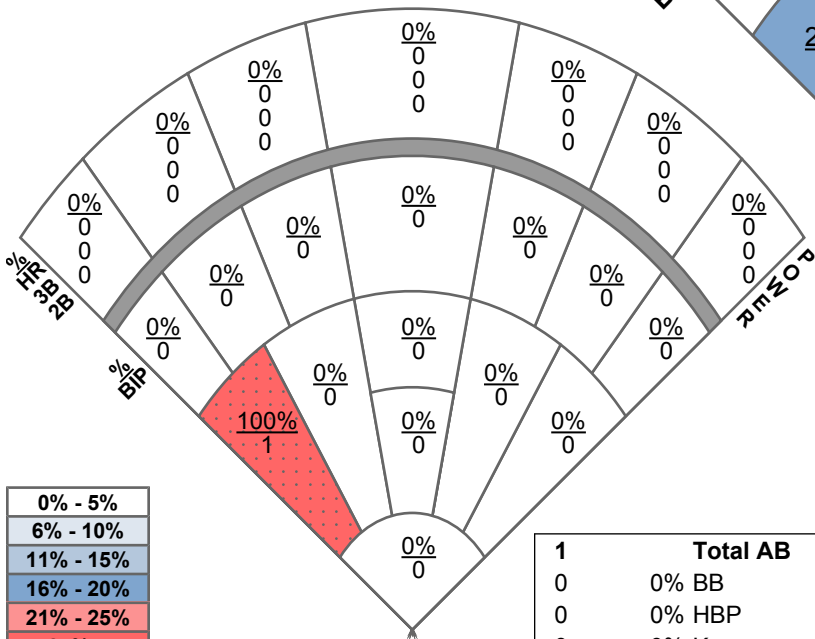
---



---

vs LHP

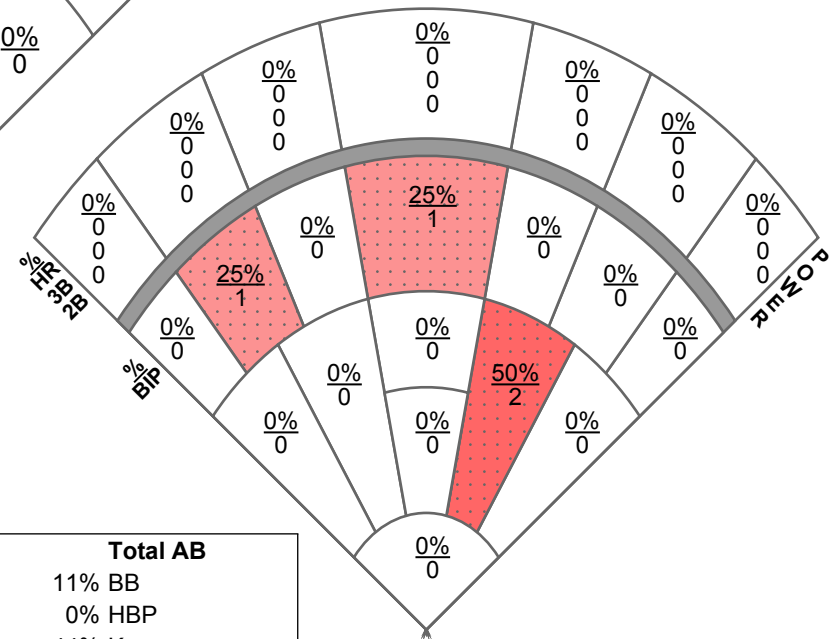
AVG	AB	H	K	BB
.000	1	0	0	0



Total AB	
1	100% BIP
0	0% BB
0	0% HBP
0	0% K
0	0% Bunts

vs RHP

AVG	AB	H	K	BB
.000	8	0	4	1



Total AB	
9	44% BIP
1	11% BB
0	0% HBP
4	44% K
0	0% Bunts

Total AB	
10	50% BIP
1	10% BB
0	0% HBP
4	40% K
0	0% Bunts

0% - 5%
6% - 10%
11% - 15%
16% - 20%
21% - 25%
25% +
Max % Infield & Outfield



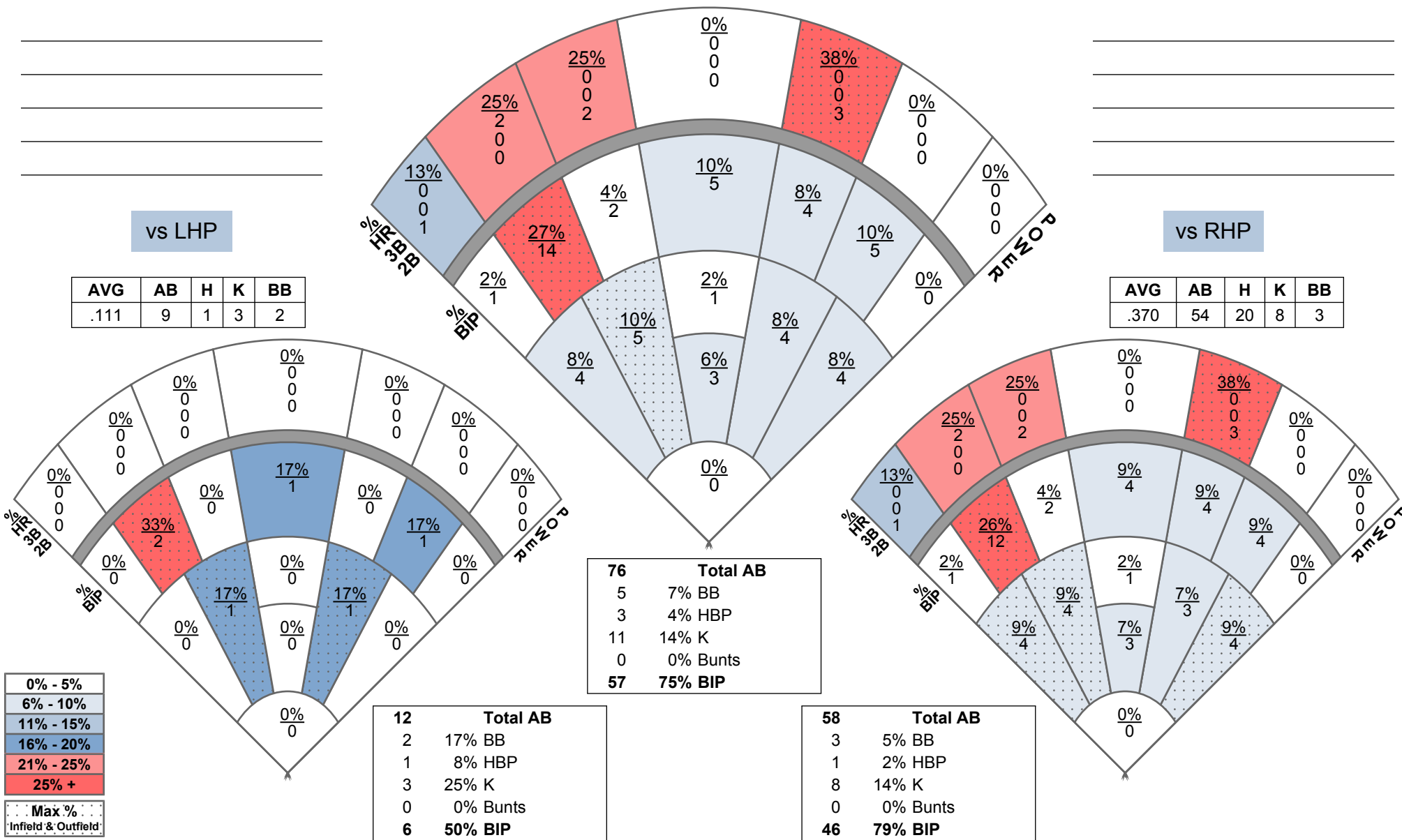
AVG	OBP	SLG	OPS	ISO	AB	R	H	2B	3B	HR	TB	RBI	K	BB	HBP	SF	SH	SB	CS	GP	GS
.318	.382	.500	.882	.182	66	10	21	6	0	2	33	20	11	5	3	2	0	1	0	23	19

vs LHP

AVG	AB	H	K	BB
.111	9	1	3	2

vs RHP

AVG	AB	H	K	BB
.370	54	20	8	3





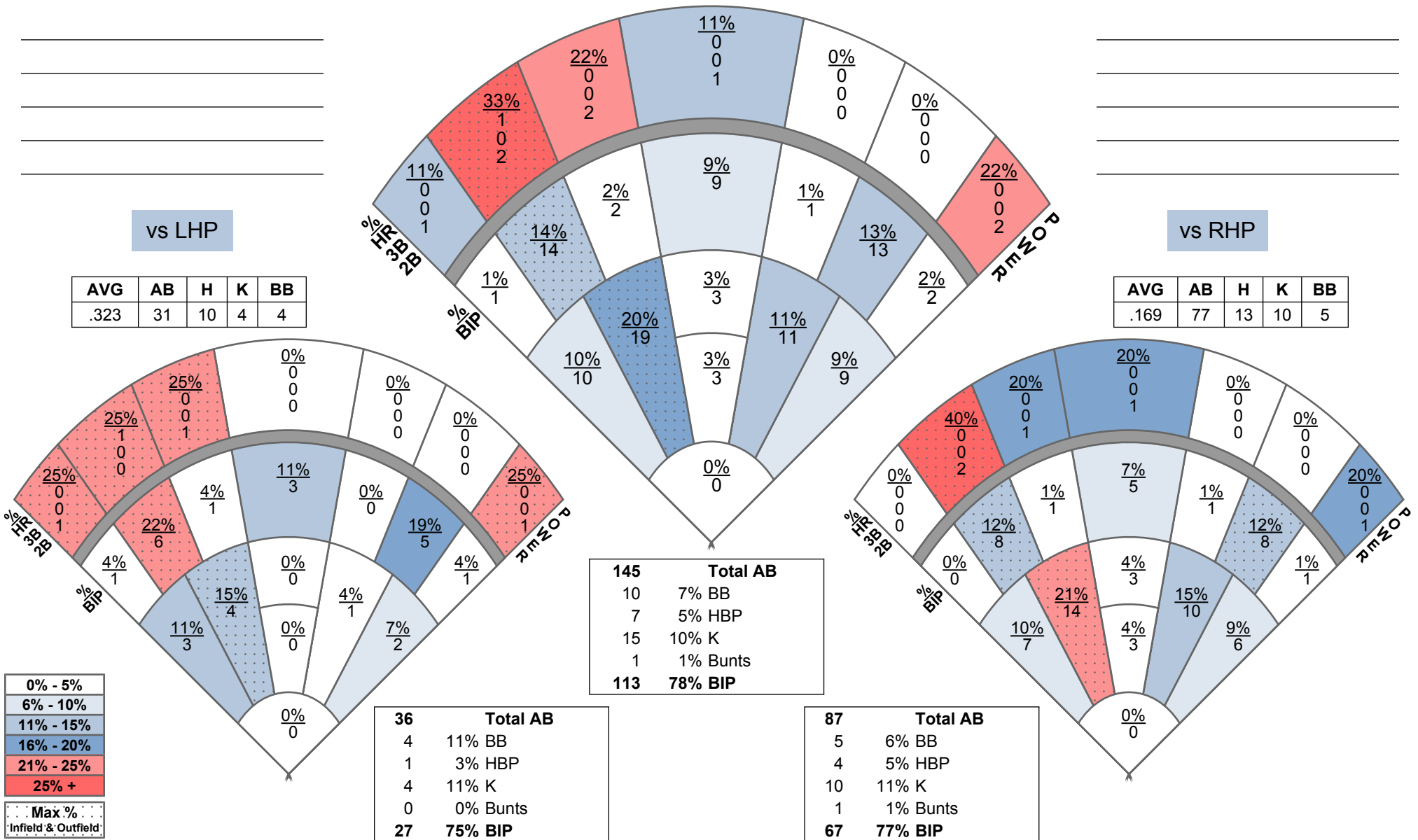
AVG	OBP	SLG	OPS	ISO	AB	R	H	2B	3B	HR	TB	RBI	K	BB	HBP	SF	SH	SB	CS	GP	GS
.282	.364	.419	.783	.137	124	32	35	12	1	1	52	30	15	10	7	2	2	6	0	40	36

vs LHP

AVG	AB	H	K	BB
.323	31	10	4	4

vs RHP

AVG	AB	H	K	BB
.169	77	13	10	5





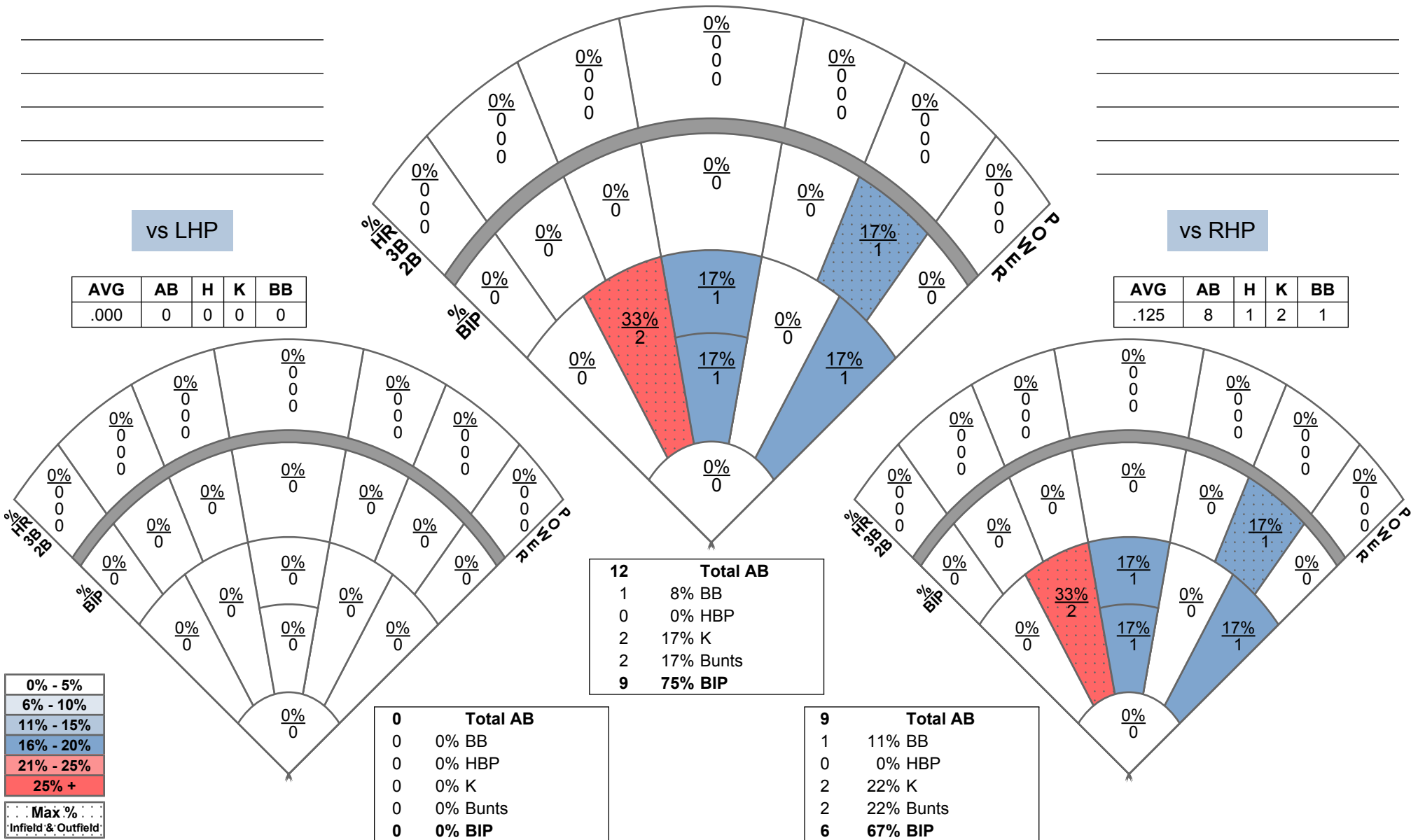
AVG	OBP	SLG	OPS	ISO	AB	R	H	2B	3B	HR	TB	RBI	K	BB	HBP	SF	SH	SB	CS	GP	GS
.273	.333	.273	.606	.000	11	2	3	0	0	0	3	0	2	1	0	0	0	0	0	12	2

vs LHP

AVG	AB	H	K	BB
.000	0	0	0	0

vs RHP

AVG	AB	H	K	BB
.125	8	1	2	1





AVG	OBP	SLG	OPS	ISO	AB	R	H	2B	3B	HR	TB	RBI	K	BB	HBP	SF	SH	SB	CS	GP	GS
.343	.449	.448	.896	.105	105	36	36	7	2	0	47	14	10	10	11	1	7	5	2	32	29

---



---



---



---



---



---



---



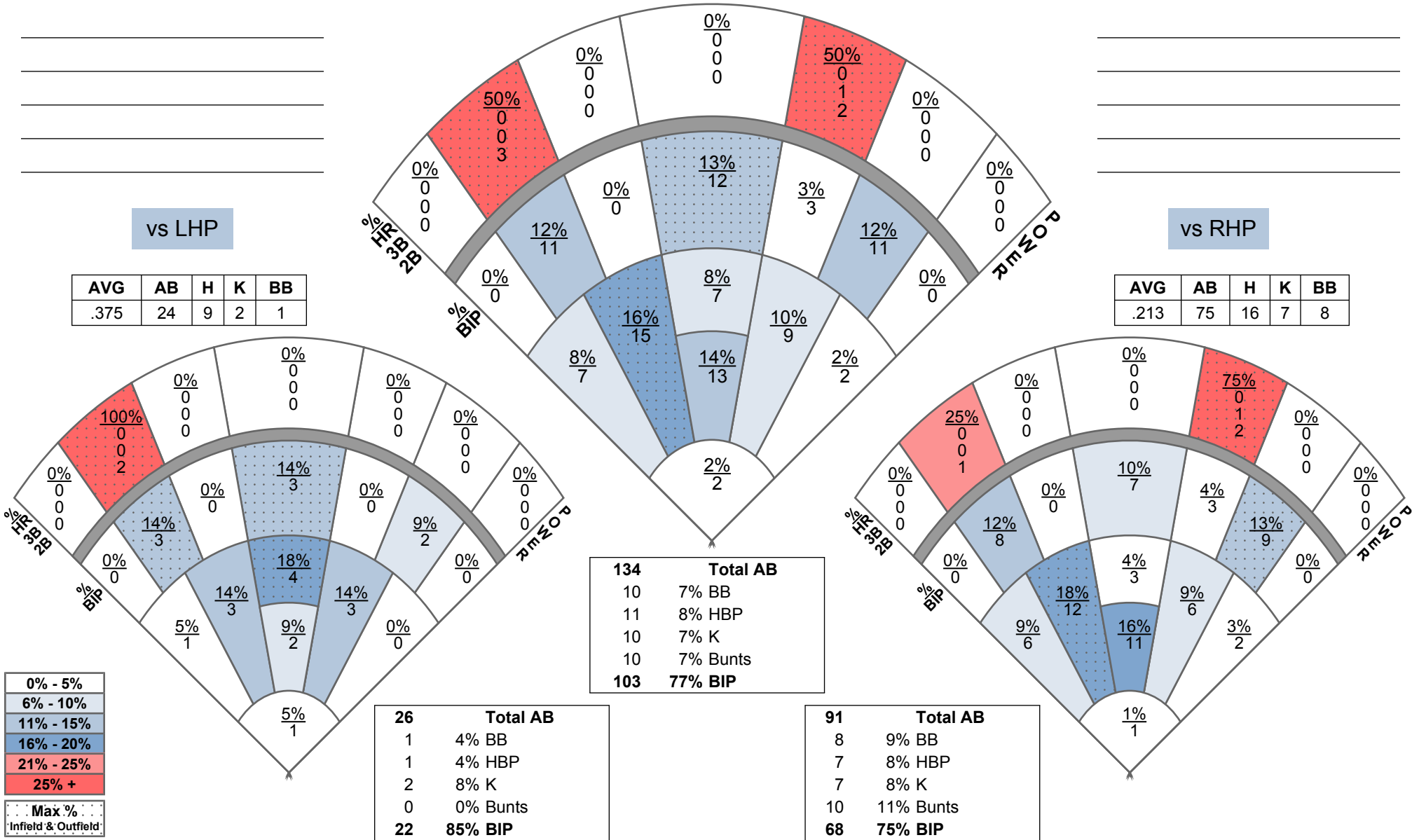
---

vs LHP

AVG	AB	H	K	BB
.375	24	9	2	1

vs RHP

AVG	AB	H	K	BB
.213	75	16	7	8







OVERALL

AVG	OBP	SLG	OPS	ISO	AB	R	H	2B	3B	HR	TB	RBI	K	BB	HBP	SF	SH	SB	CS	GP	GS
.000	.500	.000	.500	.000	2	2	0	0	0	0	0	0	1	2	0	0	0	1	0	31	6

	C	P	1B	2B	MID	SS	3B	LFL	LF	LC	CF	RC	RF	RFL
Hit	0	0	0	0	0	0	0	0	0	0	0	0	0	0
Fly Out (FO)	0	0	0	0	0	0	0	0	0	0	0	0	0	0
Ground Out (GO)	0	0	0	0	0	0	0	0	0	0	0	0	0	0
Line Drive Out (LO)	0	0	0	0	0	0	0	0	0	0	0	0	0	0
Double (2B)								0	0	0	0	0	0	0
Triple (3B)								0	0	0	0	0	0	0
Home Run (HR)								0	0	0	0	0	0	0

<b>4</b>	<b>Total AB</b>
2	50% BB
0	0% HBP
1	25% K
1	25% Bunts
<b>1</b>	<b>25% BIP</b>

vs LHP

	C	P	1B	2B	MID	SS	3B	LFL	LF	LC	CF	RC	RF	RFL
Hit	0	0	0	0	0	0	0	0	0	0	0	0	0	0
Fly Out (FO)	0	0	0	0	0	0	0	0	0	0	0	0	0	0
Ground Out (GO)	0	0	0	0	0	0	0	0	0	0	0	0	0	0
Line Drive Out (LO)	0	0	0	0	0	0	0	0	0	0	0	0	0	0
Double (2B)								0	0	0	0	0	0	0
Triple (3B)								0	0	0	0	0	0	0
Home Run (HR)								0	0	0	0	0	0	0

AVG	AB	H	K	BB
.000	0	0	0	2

<b>2</b>	<b>Total AB</b>
2	100% BB
0	0% HBP
0	0% K
0	0% Bunts
<b>0</b>	<b>0% BIP</b>

vs RHP

	C	P	1B	2B	MID	SS	3B	LFL	LF	LC	CF	RC	RF	RFL
Hit	0	0	0	0	0	0	0	0	0	0	0	0	0	0
Fly Out (FO)	0	0	0	0	0	0	0	0	0	0	0	0	0	0
Ground Out (GO)	0	0	0	0	0	0	0	0	0	0	0	0	0	0
Line Drive Out (LO)	0	0	0	0	0	0	0	0	0	0	0	0	0	0
Double (2B)								0	0	0	0	0	0	0
Triple (3B)								0	0	0	0	0	0	0
Home Run (HR)								0	0	0	0	0	0	0

AVG	AB	H	K	BB
.000	1	0	1	0

<b>1</b>	<b>Total AB</b>
0	0% BB
0	0% HBP
1	100% K
1	100% Bunts
<b>0</b>	<b>0% BIP</b>



## OVERALL

AVG	OBP	SLG	OPS	ISO	AB	R	H	2B	3B	HR	TB	RBI	K	BB	HBP	SF	SH	SB	CS	GP	GS
.314	.408	.425	.833	.111	557	141	175	32	3	8	237	96	92	78	18	12	44	25	5	168	158

	C	P	1B	2B	MID	SS	3B	LFL	LF	LC	CF	RC	RF	RFL
Hit	0	4	1	2	10	10	7	10	44	14	9	9	32	4
Fly Out (FO)	2	4	6	14	0	11	2	0	27	0	52	0	35	0
Ground Out (GO)	3	43	10	18	0	52	30	0	0	0	0	0	2	0
Line Drive Out (LO)	0	2	0	3	0	4	3	0	4	0	3	0	5	0
Double (2B)								8	4	6	1	5	4	1
Triple (3B)								0	0	1	0	0	1	1
Home Run (HR)								1	5	0	0	0	0	0

**709 Total AB**

78 11% BB  
 18 3% HBP  
 92 13% K  
 63 9% Bunts  
**521 73% BIP**

## vs LHP

	C	P	1B	2B	MID	SS	3B	LFL	LF	LC	CF	RC	RF	RFL
Hit	0	2	0	0	3	2	2	3	10	2	5	4	8	1
Fly Out (FO)	0	0	0	1	0	3	0	0	4	0	14	0	8	0
Ground Out (GO)	0	8	0	1	0	7	8	0	0	0	0	0	0	0
Line Drive Out (LO)	0	0	0	0	0	1	3	0	0	0	1	0	1	0
Double (2B)								3	2	2	0	2	1	1
Triple (3B)								0	0	0	0	0	0	0
Home Run (HR)								0	0	0	0	0	0	0

AVG	AB	H	K	BB
.341	123	42	21	16

**142 Total AB**

16 11% BB  
 3 2% HBP  
 21 15% K  
 15 11% Bunts  
**102 72% BIP**

## vs RHP

	C	P	1B	2B	MID	SS	3B	LFL	LF	LC	CF	RC	RF	RFL
Hit	0	2	1	2	6	7	4	7	33	10	3	4	21	2
Fly Out (FO)	2	4	6	13	0	7	2	0	19	0	35	0	22	0
Ground Out (GO)	3	31	10	17	0	42	19	0	0	0	0	0	1	0
Line Drive Out (LO)	0	2	0	3	0	3	0	0	4	0	2	0	4	0
Double (2B)								5	2	3	1	3	3	0
Triple (3B)								0	0	0	0	0	1	0
Home Run (HR)								1	5	0	0	0	0	0

AVG	AB	H	K	BB
.246	415	102	62	55

**482 Total AB**

55 11% BB  
 12 2% HBP  
 62 13% K  
 43 9% Bunts  
**353 73% BIP**



OVERALL

AVG	OBP	SLG	OPS	ISO	AB	R	H	2B	3B	HR	TB	RBI	K	BB	HBP	SF	SH	SB	CS	GP	GS
1.000	1.000	1.000	2.000	.000	1	1	1	0	0	0	1	1	0	0	0	0	0	0	0	1	0

	C	P	1B	2B	MID	SS	3B	LFL	LF	LC	CF	RC	RF	RFL
Hit	0	0	0	0	0	0	0	0	1	0	0	0	0	0
Fly Out (FO)	0	0	0	0	0	0	0	0	0	0	0	0	0	0
Ground Out (GO)	0	0	0	0	0	0	0	0	0	0	0	0	0	0
Line Drive Out (LO)	0	0	0	0	0	0	0	0	0	0	0	0	0	0
Double (2B)								0	0	0	0	0	0	0
Triple (3B)								0	0	0	0	0	0	0
Home Run (HR)								0	0	0	0	0	0	0

<b>1</b>	<b>Total AB</b>
0	0% BB
0	0% HBP
0	0% K
0	0% Bunts
<b>1</b>	<b>100% BIP</b>

vs LHP

	C	P	1B	2B	MID	SS	3B	LFL	LF	LC	CF	RC	RF	RFL
Hit	0	0	0	0	0	0	0	0	1	0	0	0	0	0
Fly Out (FO)	0	0	0	0	0	0	0	0	0	0	0	0	0	0
Ground Out (GO)	0	0	0	0	0	0	0	0	0	0	0	0	0	0
Line Drive Out (LO)	0	0	0	0	0	0	0	0	0	0	0	0	0	0
Double (2B)								0	0	0	0	0	0	0
Triple (3B)								0	0	0	0	0	0	0
Home Run (HR)								0	0	0	0	0	0	0

AVG	AB	H	K	BB
1.000	1	1	0	0

<b>1</b>	<b>Total AB</b>
0	0% BB
0	0% HBP
0	0% K
0	0% Bunts
<b>1</b>	<b>100% BIP</b>

vs RHP

	C	P	1B	2B	MID	SS	3B	LFL	LF	LC	CF	RC	RF	RFL
Hit	0	0	0	0	0	0	0	0	0	0	0	0	0	0
Fly Out (FO)	0	0	0	0	0	0	0	0	0	0	0	0	0	0
Ground Out (GO)	0	0	0	0	0	0	0	0	0	0	0	0	0	0
Line Drive Out (LO)	0	0	0	0	0	0	0	0	0	0	0	0	0	0
Double (2B)								0	0	0	0	0	0	0
Triple (3B)								0	0	0	0	0	0	0
Home Run (HR)								0	0	0	0	0	0	0

AVG	AB	H	K	BB
.000	0	0	0	0

<b>0</b>	<b>Total AB</b>
0	0% BB
0	0% HBP
0	0% K
0	0% Bunts
<b>0</b>	<b>0% BIP</b>



## OVERALL

AVG	OBP	SLG	OPS	ISO	AB	R	H	2B	3B	HR	TB	RBI	K	BB	HBP	SF	SH	SB	CS	GP	GS
.308	.357	.385	.742	.077	13	1	4	1	0	0	5	3	2	1	0	0	1	1	0	13	2

	C	P	1B	2B	MID	SS	3B	LFL	LF	LC	CF	RC	RF	RFL
Hit	0	0	0	0	0	0	0	0	0	1	1	0	1	0
Fly Out (FO)	0	0	0	0	0	0	0	0	2	0	0	0	2	0
Ground Out (GO)	1	1	1	0	0	0	1	0	0	0	0	0	0	0
Line Drive Out (LO)	0	0	0	0	0	0	0	0	0	0	0	0	0	0
Double (2B)								0	0	1	0	0	0	0
Triple (3B)								0	0	0	0	0	0	0
Home Run (HR)								0	0	0	0	0	0	0

## 15 Total AB

1 7% BB  
 0 0% HBP  
 2 13% K  
 2 13% Bunts  
 12 80% BIP

## vs LHP

	C	P	1B	2B	MID	SS	3B	LFL	LF	LC	CF	RC	RF	RFL
Hit	0	0	0	0	0	0	0	0	0	0	0	0	0	0
Fly Out (FO)	0	0	0	0	0	0	0	0	0	0	0	0	0	0
Ground Out (GO)	0	0	1	0	0	0	0	0	0	0	0	0	0	0
Line Drive Out (LO)	0	0	0	0	0	0	0	0	0	0	0	0	0	0
Double (2B)								0	0	0	0	0	0	0
Triple (3B)								0	0	0	0	0	0	0
Home Run (HR)								0	0	0	0	0	0	0

AVG	AB	H	K	BB
.000	2	0	1	1

## 3 Total AB

1 33% BB  
 0 0% HBP  
 1 33% K  
 0 0% Bunts  
 1 33% BIP

## vs RHP

	C	P	1B	2B	MID	SS	3B	LFL	LF	LC	CF	RC	RF	RFL
Hit	0	0	0	0	0	0	0	0	0	1	1	0	1	0
Fly Out (FO)	0	0	0	0	0	0	0	0	2	0	0	0	2	0
Ground Out (GO)	1	1	0	0	0	0	1	0	0	0	0	0	0	0
Line Drive Out (LO)	0	0	0	0	0	0	0	0	0	0	0	0	0	0
Double (2B)								0	0	1	0	0	0	0
Triple (3B)								0	0	0	0	0	0	0
Home Run (HR)								0	0	0	0	0	0	0

AVG	AB	H	K	BB
.273	11	3	1	0

## 11 Total AB

0 0% BB  
 0 0% HBP  
 1 9% K  
 2 18% Bunts  
 10 91% BIP



OVERALL

AVG	OBP	SLG	OPS	ISO	AB	R	H	2B	3B	HR	TB	RBI	K	BB	HBP	SF	SH	SB	CS	GP	GS
.211	.238	.211	.449	.000	19	1	4	0	0	0	4	1	8	0	1	1	0	0	1	13	5

	C	P	1B	2B	MID	SS	3B	LFL	LF	LC	CF	RC	RF	RFL
Hit	0	0	0	0	0	0	0	0	3	0	0	0	1	0
Fly Out (FO)	0	0	0	0	0	0	0	0	1	0	0	0	1	0
Ground Out (GO)	0	1	2	1	0	2	0	0	0	0	0	0	0	0
Line Drive Out (LO)	0	0	0	0	0	0	0	0	0	0	0	0	0	0
Double (2B)								0	0	0	0	0	0	0
Triple (3B)								0	0	0	0	0	0	0
Home Run (HR)								0	0	0	0	0	0	0

<b>21</b>	<b>Total AB</b>
0	0% BB
1	5% HBP
8	38% K
0	0% Bunts
<b>12</b>	<b>57% BIP</b>

vs LHP

	C	P	1B	2B	MID	SS	3B	LFL	LF	LC	CF	RC	RF	RFL
Hit	0	0	0	0	0	0	0	0	1	0	0	0	0	0
Fly Out (FO)	0	0	0	0	0	0	0	0	0	0	0	0	0	0
Ground Out (GO)	0	0	0	1	0	0	0	0	0	0	0	0	0	0
Line Drive Out (LO)	0	0	0	0	0	0	0	0	0	0	0	0	0	0
Double (2B)								0	0	0	0	0	0	0
Triple (3B)								0	0	0	0	0	0	0
Home Run (HR)								0	0	0	0	0	0	0

AVG	AB	H	K	BB
.200	5	1	3	0

<b>5</b>	<b>Total AB</b>
0	0% BB
0	0% HBP
3	60% K
0	0% Bunts
<b>2</b>	<b>40% BIP</b>

vs RHP

	C	P	1B	2B	MID	SS	3B	LFL	LF	LC	CF	RC	RF	RFL
Hit	0	0	0	0	0	0	0	0	2	0	0	0	1	0
Fly Out (FO)	0	0	0	0	0	0	0	0	1	0	0	0	1	0
Ground Out (GO)	0	1	2	0	0	2	0	0	0	0	0	0	0	0
Line Drive Out (LO)	0	0	0	0	0	0	0	0	0	0	0	0	0	0
Double (2B)								0	0	0	0	0	0	0
Triple (3B)								0	0	0	0	0	0	0
Home Run (HR)								0	0	0	0	0	0	0

AVG	AB	H	K	BB
.200	15	3	5	0

<b>16</b>	<b>Total AB</b>
0	0% BB
1	6% HBP
5	31% K
0	0% Bunts
<b>10</b>	<b>63% BIP</b>



OVERALL

AVG	OBP	SLG	OPS	ISO	AB	R	H	2B	3B	HR	TB	RBI	K	BB	HBP	SF	SH	SB	CS	GP	GS
.220	.347	.415	.762	.195	41	9	9	3	1	1	17	7	14	8	0	0	1	0	0	27	10

	C	P	1B	2B	MID	SS	3B	LFL	LF	LC	CF	RC	RF	RFL
Hit	0	0	0	0	1	0	0	0	2	0	1	1	1	0
Fly Out (FO)	0	0	1	1	0	0	0	0	0	0	3	0	2	0
Ground Out (GO)	0	3	0	2	0	0	3	0	0	0	0	0	0	0
Line Drive Out (LO)	0	0	0	0	0	0	0	0	1	0	1	0	0	0
Double (2B)								0	1	0	0	0	1	0
Triple (3B)								0	0	0	0	0	0	0
Home Run (HR)								0	0	0	1	0	0	0

<b>50</b>	<b>Total AB</b>
8	16% BB
0	0% HBP
14	28% K
2	4% Bunts
<b>28</b>	<b>56% BIP</b>

vs LHP

	C	P	1B	2B	MID	SS	3B	LFL	LF	LC	CF	RC	RF	RFL
Hit	0	0	0	0	0	0	0	0	0	0	1	0	0	0
Fly Out (FO)	0	0	0	0	0	0	0	0	0	0	1	0	1	0
Ground Out (GO)	0	0	0	0	0	0	0	0	0	0	0	0	0	0
Line Drive Out (LO)	0	0	0	0	0	0	0	0	0	0	0	0	0	0
Double (2B)								0	0	0	0	0	0	0
Triple (3B)								0	0	0	0	0	0	0
Home Run (HR)								0	0	0	1	0	0	0

AVG	AB	H	K	BB
.200	5	1	2	4

<b>9</b>	<b>Total AB</b>
4	44% BB
0	0% HBP
2	22% K
0	0% Bunts
<b>3</b>	<b>33% BIP</b>

vs RHP

	C	P	1B	2B	MID	SS	3B	LFL	LF	LC	CF	RC	RF	RFL
Hit	0	0	0	0	1	0	0	0	2	0	0	1	1	0
Fly Out (FO)	0	0	1	1	0	0	0	0	0	0	2	0	0	0
Ground Out (GO)	0	2	0	2	0	0	3	0	0	0	0	0	0	0
Line Drive Out (LO)	0	0	0	0	0	0	0	0	1	0	1	0	0	0
Double (2B)								0	1	0	0	0	1	0
Triple (3B)								0	0	0	0	0	0	0
Home Run (HR)								0	0	0	0	0	0	0

AVG	AB	H	K	BB
.167	30	5	12	2

<b>32</b>	<b>Total AB</b>
2	6% BB
0	0% HBP
12	38% K
2	6% Bunts
<b>18</b>	<b>56% BIP</b>



OVERALL

AVG	OBP	SLG	OPS	ISO	AB	R	H	2B	3B	HR	TB	RBI	K	BB	HBP	SF	SH	SB	CS	GP	GS
.267	.436	.267	.703	.000	30	6	8	0	0	0	8	10	7	3	6	0	0	2	0	30	6

	C	P	1B	2B	MID	SS	3B	LFL	LF	LC	CF	RC	RF	RFL
Hit	0	0	0	0	1	0	0	0	2	0	1	0	1	0
Fly Out (FO)	0	0	0	1	0	0	0	0	0	0	1	0	0	0
Ground Out (GO)	1	2	1	4	0	4	0	0	0	0	0	0	0	0
Line Drive Out (LO)	0	0	0	1	0	0	0	0	0	0	0	0	0	0
Double (2B)								0	0	0	0	0	0	0
Triple (3B)								0	0	0	0	0	0	0
Home Run (HR)								0	0	0	0	0	0	0

<b>39</b>	<b>Total AB</b>
3	8% BB
6	15% HBP
7	18% K
0	0% Bunts
<b>23</b>	<b>59% BIP</b>

vs LHP

	C	P	1B	2B	MID	SS	3B	LFL	LF	LC	CF	RC	RF	RFL
Hit	0	0	0	0	0	0	0	0	0	0	1	0	0	0
Fly Out (FO)	0	0	0	1	0	0	0	0	0	0	0	0	0	0
Ground Out (GO)	0	0	0	0	0	0	0	0	0	0	0	0	0	0
Line Drive Out (LO)	0	0	0	1	0	0	0	0	0	0	0	0	0	0
Double (2B)								0	0	0	0	0	0	0
Triple (3B)								0	0	0	0	0	0	0
Home Run (HR)								0	0	0	0	0	0	0

AVG	AB	H	K	BB
.250	4	1	1	0

<b>7</b>	<b>Total AB</b>
0	0% BB
3	43% HBP
1	14% K
0	0% Bunts
<b>3</b>	<b>43% BIP</b>

vs RHP

	C	P	1B	2B	MID	SS	3B	LFL	LF	LC	CF	RC	RF	RFL
Hit	0	0	0	0	1	0	0	0	2	0	0	0	0	0
Fly Out (FO)	0	0	0	0	0	0	0	0	0	0	1	0	0	0
Ground Out (GO)	1	2	1	4	0	4	0	0	0	0	0	0	0	0
Line Drive Out (LO)	0	0	0	0	0	0	0	0	0	0	0	0	0	0
Double (2B)								0	0	0	0	0	0	0
Triple (3B)								0	0	0	0	0	0	0
Home Run (HR)								0	0	0	0	0	0	0

AVG	AB	H	K	BB
.136	22	3	6	3

<b>28</b>	<b>Total AB</b>
3	11% BB
3	11% HBP
6	21% K
0	0% Bunts
<b>16</b>	<b>57% BIP</b>



## OVERALL

AVG	OBP	SLG	OPS	ISO	AB	R	H	2B	3B	HR	TB	RBI	K	BB	HBP	SF	SH	SB	CS	GP	GS
.343	.381	.403	.784	.060	201	37	69	10	1	0	81	35	27	12	1	1	9	5	3	69	58

	C	P	1B	2B	MID	SS	3B	LFL	LF	LC	CF	RC	RF	RFL
Hit	0	1	0	4	12	4	2	2	8	3	8	5	8	1
Fly Out (FO)	0	1	6	2	0	2	0	0	2	0	7	0	9	0
Ground Out (GO)	2	16	3	16	0	19	17	0	0	0	0	0	0	0
Line Drive Out (LO)	0	0	0	1	0	1	0	0	1	0	1	0	2	0
Double (2B)								2	0	2	2	2	0	0
Triple (3B)								0	1	0	0	0	0	0
Home Run (HR)								0	0	0	0	0	0	0

224 Total AB	
12	5% BB
1	0% HBP
27	12% K
11	5% Bunts
<b>184</b>	<b>82% BIP</b>

## vs LHP

	C	P	1B	2B	MID	SS	3B	LFL	LF	LC	CF	RC	RF	RFL
Hit	0	0	0	3	3	2	1	0	3	0	2	0	3	0
Fly Out (FO)	0	1	3	1	0	0	0	0	1	0	3	0	2	0
Ground Out (GO)	0	4	1	2	0	4	4	0	0	0	0	0	0	0
Line Drive Out (LO)	0	0	0	0	0	0	0	0	0	0	0	0	0	0
Double (2B)								0	0	0	1	0	0	0
Triple (3B)								0	0	0	0	0	0	0
Home Run (HR)								0	0	0	0	0	0	0

AVG	AB	H	K	BB
.370	46	17	3	4

50 Total AB	
4	8% BB
0	0% HBP
3	6% K
5	10% Bunts
<b>43</b>	<b>86% BIP</b>

## vs RHP

	C	P	1B	2B	MID	SS	3B	LFL	LF	LC	CF	RC	RF	RFL
Hit	0	1	0	1	9	2	1	2	5	3	5	5	5	1
Fly Out (FO)	0	0	3	1	0	1	0	0	1	0	4	0	7	0
Ground Out (GO)	2	11	0	11	0	13	12	0	0	0	0	0	0	0
Line Drive Out (LO)	0	0	0	1	0	1	0	0	1	0	1	0	2	0
Double (2B)								2	0	2	1	2	0	0
Triple (3B)								0	1	0	0	0	0	0
Home Run (HR)								0	0	0	0	0	0	0

AVG	AB	H	K	BB
.301	133	40	21	6

140 Total AB	
6	4% BB
1	1% HBP
21	15% K
5	4% Bunts
<b>112</b>	<b>80% BIP</b>





## OVERALL

AVG	OBP	SLG	OPS	ISO	AB	R	H	2B	3B	HR	TB	RBI	K	BB	HBP	SF	SH	SB	CS	GP	GS
.315	.392	.528	.920	.213	108	29	34	6	4	3	57	32	25	8	7	2	0	2	1	44	26

	C	P	1B	2B	MID	SS	3B	LFL	LF	LC	CF	RC	RF	RFL
Hit	0	0	1	1	0	1	0	2	15	1	4	1	4	0
Fly Out (FO)	0	1	2	3	0	1	2	0	3	0	5	0	3	0
Ground Out (GO)	0	2	1	2	0	9	10	0	1	0	0	0	0	0
Line Drive Out (LO)	0	0	0	0	0	0	1	0	0	0	1	0	0	0
Double (2B)								1	2	0	2	0	1	0
Triple (3B)								0	1	1	1	0	1	0
Home Run (HR)								0	2	0	1	0	0	0

125	Total AB
8	6% BB
7	6% HBP
25	20% K
0	0% Bunts
<b>85</b>	<b>68% BIP</b>

## vs LHP

	C	P	1B	2B	MID	SS	3B	LFL	LF	LC	CF	RC	RF	RFL
Hit	0	0	0	0	0	0	0	0	7	0	2	0	1	0
Fly Out (FO)	0	0	1	1	0	0	0	0	0	0	1	0	0	0
Ground Out (GO)	0	0	0	0	0	4	1	0	1	0	0	0	0	0
Line Drive Out (LO)	0	0	0	0	0	0	0	0	0	0	0	0	0	0
Double (2B)								0	2	0	1	0	1	0
Triple (3B)								0	1	0	1	0	0	0
Home Run (HR)								0	1	0	0	0	0	0

AVG	AB	H	K	BB
.345	29	10	10	2

32	Total AB
2	6% BB
1	3% HBP
10	31% K
0	0% Bunts
<b>19</b>	<b>59% BIP</b>

## vs RHP

	C	P	1B	2B	MID	SS	3B	LFL	LF	LC	CF	RC	RF	RFL
Hit	0	0	1	1	0	1	0	2	8	1	2	1	3	0
Fly Out (FO)	0	1	1	2	0	1	2	0	3	0	3	0	3	0
Ground Out (GO)	0	2	1	2	0	5	8	0	0	0	0	0	0	0
Line Drive Out (LO)	0	0	0	0	0	0	1	0	0	0	1	0	0	0
Double (2B)								1	0	0	1	0	0	0
Triple (3B)								0	0	1	0	0	1	0
Home Run (HR)								0	1	0	1	0	0	0

AVG	AB	H	K	BB
.286	70	20	14	5

81	Total AB
5	6% BB
5	6% HBP
14	17% K
0	0% Bunts
<b>56</b>	<b>69% BIP</b>



## OVERALL

AVG	OBP	SLG	OPS	ISO	AB	R	H	2B	3B	HR	TB	RBI	K	BB	HBP	SF	SH	SB	CS	GP	GS
.337	.459	.483	.942	.146	89	18	30	9	2	0	43	18	22	14	6	0	1	10	1	32	30

	C	P	1B	2B	MID	SS	3B	LFL	LF	LC	CF	RC	RF	RFL
Hit	0	0	1	1	3	0	1	0	6	2	4	4	3	1
Fly Out (FO)	0	1	1	0	0	0	0	0	2	0	5	0	3	0
Ground Out (GO)	0	4	1	2	0	4	7	0	0	0	0	0	1	0
Line Drive Out (LO)	0	0	0	0	0	0	0	0	0	0	2	0	0	0
Double (2B)								0	2	1	1	2	1	1
Triple (3B)								0	1	0	0	1	0	0
Home Run (HR)								0	0	0	0	0	0	0

110 Total AB	
14	13% BB
6	5% HBP
22	20% K
4	4% Bunts
<b>68</b>	<b>62% BIP</b>

## vs LHP

	C	P	1B	2B	MID	SS	3B	LFL	LF	LC	CF	RC	RF	RFL
Hit	0	0	1	0	1	0	1	0	2	1	0	0	1	0
Fly Out (FO)	0	0	1	0	0	0	0	0	1	0	0	0	1	0
Ground Out (GO)	0	2	0	1	0	0	1	0	0	0	0	0	0	0
Line Drive Out (LO)	0	0	0	0	0	0	0	0	0	0	1	0	0	0
Double (2B)								0	0	1	0	0	0	0
Triple (3B)								0	0	0	0	0	0	0
Home Run (HR)								0	0	0	0	0	0	0

AVG	AB	H	K	BB
.280	25	7	10	3

31 Total AB	
3	10% BB
3	10% HBP
10	32% K
2	6% Bunts
<b>15</b>	<b>48% BIP</b>

## vs RHP

	C	P	1B	2B	MID	SS	3B	LFL	LF	LC	CF	RC	RF	RFL
Hit	0	0	0	1	2	0	0	0	4	1	4	4	1	1
Fly Out (FO)	0	1	0	0	0	0	0	0	1	0	3	0	2	0
Ground Out (GO)	0	2	1	1	0	4	5	0	0	0	0	0	1	0
Line Drive Out (LO)	0	0	0	0	0	0	0	0	0	0	1	0	0	0
Double (2B)								0	2	0	1	2	1	1
Triple (3B)								0	1	0	0	1	0	0
Home Run (HR)								0	0	0	0	0	0	0

AVG	AB	H	K	BB
.346	52	18	12	11

66 Total AB	
11	17% BB
3	5% HBP
12	18% K
2	3% Bunts
<b>40</b>	<b>61% BIP</b>



## OVERALL

AVG	OBP	SLG	OPS	ISO	AB	R	H	2B	3B	HR	TB	RBI	K	BB	HBP	SF	SH	SB	CS	GP	GS
.368	.466	.453	.918	.085	212	52	78	9	3	1	96	52	34	23	21	6	1	9	2	74	60

	C	P	1B	2B	MID	SS	3B	LFL	LF	LC	CF	RC	RF	RFL
Hit	0	1	0	2	12	1	0	3	16	4	8	3	15	1
Fly Out (FO)	1	1	0	2	0	2	1	0	14	0	12	0	2	0
Ground Out (GO)	0	6	10	14	0	13	9	0	0	0	0	0	0	0
Line Drive Out (LO)	0	2	0	1	0	1	0	0	0	0	1	0	2	0
Double (2B)								2	2	0	0	0	0	1
Triple (3B)								0	1	1	0	1	0	0
Home Run (HR)								0	0	0	0	1	0	0

263	Total AB
23	9% BB
21	8% HBP
34	13% K
3	1% Bunts
<b>185</b>	<b>70% BIP</b>

## vs LHP

	C	P	1B	2B	MID	SS	3B	LFL	LF	LC	CF	RC	RF	RFL
Hit	0	0	0	0	1	0	0	0	3	0	2	0	4	0
Fly Out (FO)	1	1	0	0	0	0	0	0	1	0	1	0	0	0
Ground Out (GO)	0	1	1	1	0	2	4	0	0	0	0	0	0	0
Line Drive Out (LO)	0	0	0	1	0	1	0	0	0	0	0	0	1	0
Double (2B)								0	0	0	0	0	0	0
Triple (3B)								0	0	0	0	0	0	0
Home Run (HR)								0	0	0	0	0	0	0

AVG	AB	H	K	BB
.313	32	10	6	4

40	Total AB
4	10% BB
3	8% HBP
6	15% K
2	5% Bunts
<b>26</b>	<b>65% BIP</b>

## vs RHP

	C	P	1B	2B	MID	SS	3B	LFL	LF	LC	CF	RC	RF	RFL
Hit	0	1	0	2	11	1	0	3	13	4	6	3	11	1
Fly Out (FO)	0	0	0	1	0	2	1	0	13	0	8	0	2	0
Ground Out (GO)	0	5	8	12	0	10	5	0	0	0	0	0	0	0
Line Drive Out (LO)	0	2	0	0	0	0	0	0	0	0	1	0	1	0
Double (2B)								2	2	0	0	0	0	1
Triple (3B)								0	1	1	0	1	0	0
Home Run (HR)								0	0	0	0	1	0	0

AVG	AB	H	K	BB
.368	152	56	25	16

184	Total AB
16	9% BB
16	9% HBP
25	14% K
1	1% Bunts
<b>127</b>	<b>69% BIP</b>



OVERALL

AVG	OBP	SLG	OPS	ISO	AB	R	H	2B	3B	HR	TB	RBI	K	BB	HBP	SF	SH	SB	CS	GP	GS
.310	.389	.400	.789	.090	100	22	31	5	2	0	40	12	27	12	1	0	1	1	3	48	34

	C	P	1B	2B	MID	SS	3B	LFL	LF	LC	CF	RC	RF	RFL
Hit	0	0	0	1	3	1	0	1	7	3	1	3	5	0
Fly Out (FO)	0	0	0	3	0	0	2	0	6	0	7	0	0	0
Ground Out (GO)	0	1	4	11	0	2	2	0	1	0	0	0	0	0
Line Drive Out (LO)	0	0	0	0	0	2	0	0	0	0	0	0	0	0
Double (2B)								1	1	1	0	1	1	0
Triple (3B)								0	0	0	0	1	0	0
Home Run (HR)								0	0	0	0	0	0	0

<b>114</b>	<b>Total AB</b>
12	11% BB
1	1% HBP
27	24% K
1	1% Bunts
<b>74</b>	<b>65% BIP</b>

vs LHP

	C	P	1B	2B	MID	SS	3B	LFL	LF	LC	CF	RC	RF	RFL
Hit	0	0	0	0	0	0	0	0	1	1	0	1	0	0
Fly Out (FO)	0	0	0	0	0	0	1	0	0	0	1	0	0	0
Ground Out (GO)	0	0	0	0	0	0	0	0	0	0	0	0	0	0
Line Drive Out (LO)	0	0	0	0	0	0	0	0	0	0	0	0	0	0
Double (2B)								0	0	0	0	0	0	0
Triple (3B)								0	0	0	0	1	0	0
Home Run (HR)								0	0	0	0	0	0	0

AVG	AB	H	K	BB
.333	9	3	4	0

<b>9</b>	<b>Total AB</b>
0	0% BB
0	0% HBP
4	44% K
0	0% Bunts
<b>5</b>	<b>56% BIP</b>

vs RHP

	C	P	1B	2B	MID	SS	3B	LFL	LF	LC	CF	RC	RF	RFL
Hit	0	0	0	1	2	1	0	1	6	2	1	2	4	0
Fly Out (FO)	0	0	0	3	0	0	1	0	5	0	6	0	0	0
Ground Out (GO)	0	1	3	11	0	2	2	0	1	0	0	0	0	0
Line Drive Out (LO)	0	0	0	0	0	2	0	0	0	0	0	0	0	0
Double (2B)								1	1	1	0	1	0	0
Triple (3B)								0	0	0	0	0	0	0
Home Run (HR)								0	0	0	0	0	0	0

AVG	AB	H	K	BB
.256	78	20	21	11

<b>90</b>	<b>Total AB</b>
11	12% BB
1	1% HBP
21	23% K
1	1% Bunts
<b>57</b>	<b>63% BIP</b>

OVERALL

AVG	OBP	SLG	OPS	ISO	AB	R	H	2B	3B	HR	TB	RBI	K	BB	HBP	SF	SH	SB	CS	GP	GS
.333	.333	.333	.667	.000	3	0	1	0	0	0	1	1	0	0	0	0	0	0	0	3	0

	C	P	1B	2B	MID	SS	3B	LFL	LF	LC	CF	RC	RF	RFL
Hit	0	0	0	0	0	0	0	0	1	0	0	0	0	0
Fly Out (FO)	0	0	0	0	0	0	0	0	0	0	0	0	0	0
Ground Out (GO)	0	0	0	1	0	0	1	0	0	0	0	0	0	0
Line Drive Out (LO)	0	0	0	0	0	0	0	0	0	0	0	0	0	0
Double (2B)								0	0	0	0	0	0	0
Triple (3B)								0	0	0	0	0	0	0
Home Run (HR)								0	0	0	0	0	0	0

<b>3</b>	<b>Total AB</b>
0	0% BB
0	0% HBP
0	0% K
0	0% Bunts
<b>3</b>	<b>100% BIP</b>

vs LHP

	C	P	1B	2B	MID	SS	3B	LFL	LF	LC	CF	RC	RF	RFL
Hit	0	0	0	0	0	0	0	0	1	0	0	0	0	0
Fly Out (FO)	0	0	0	0	0	0	0	0	0	0	0	0	0	0
Ground Out (GO)	0	0	0	0	0	0	0	0	0	0	0	0	0	0
Line Drive Out (LO)	0	0	0	0	0	0	0	0	0	0	0	0	0	0
Double (2B)								0	0	0	0	0	0	0
Triple (3B)								0	0	0	0	0	0	0
Home Run (HR)								0	0	0	0	0	0	0

AVG	AB	H	K	BB
1.000	1	1	0	0

<b>1</b>	<b>Total AB</b>
0	0% BB
0	0% HBP
0	0% K
0	0% Bunts
<b>1</b>	<b>100% BIP</b>

vs RHP

	C	P	1B	2B	MID	SS	3B	LFL	LF	LC	CF	RC	RF	RFL
Hit	0	0	0	0	0	0	0	0	0	0	0	0	0	0
Fly Out (FO)	0	0	0	0	0	0	0	0	0	0	0	0	0	0
Ground Out (GO)	0	0	0	1	0	0	1	0	0	0	0	0	0	0
Line Drive Out (LO)	0	0	0	0	0	0	0	0	0	0	0	0	0	0
Double (2B)								0	0	0	0	0	0	0
Triple (3B)								0	0	0	0	0	0	0
Home Run (HR)								0	0	0	0	0	0	0

AVG	AB	H	K	BB
.000	2	0	0	0

<b>2</b>	<b>Total AB</b>
0	0% BB
0	0% HBP
0	0% K
0	0% Bunts
<b>2</b>	<b>100% BIP</b>



OVERALL

AVG	OBP	SLG	OPS	ISO	AB	R	H	2B	3B	HR	TB	RBI	K	BB	HBP	SF	SH	SB	CS	GP	GS
.354	.419	.492	.911	.138	65	15	23	2	2	1	32	10	19	6	2	1	3	0	0	25	19

	C	P	1B	2B	MID	SS	3B	LFL	LF	LC	CF	RC	RF	RFL
Hit	0	1	0	0	3	1	5	1	6	1	1	1	1	0
Fly Out (FO)	0	0	0	2	0	0	1	0	1	0	1	0	4	0
Ground Out (GO)	0	3	1	2	0	2	5	0	0	0	0	0	1	0
Line Drive Out (LO)	0	0	1	0	0	0	0	0	1	0	0	0	0	0
Double (2B)								1	1	0	0	0	0	0
Triple (3B)								0	0	1	0	1	0	0
Home Run (HR)								0	1	0	0	0	0	0

<b>77</b>	<b>Total AB</b>
6	8% BB
2	3% HBP
19	25% K
6	8% Bunts
<b>50</b>	<b>65% BIP</b>

vs LHP

	C	P	1B	2B	MID	SS	3B	LFL	LF	LC	CF	RC	RF	RFL
Hit	0	0	0	0	1	0	0	1	4	1	1	1	0	0
Fly Out (FO)	0	0	0	1	0	0	0	0	1	0	1	0	3	0
Ground Out (GO)	0	0	0	0	0	0	1	0	0	0	0	0	1	0
Line Drive Out (LO)	0	0	1	0	0	0	0	0	0	0	0	0	0	0
Double (2B)								1	1	0	0	0	0	0
Triple (3B)								0	0	1	0	1	0	0
Home Run (HR)								0	1	0	0	0	0	0

AVG	AB	H	K	BB
.450	20	9	2	4

<b>26</b>	<b>Total AB</b>
4	15% BB
2	8% HBP
2	8% K
2	8% Bunts
<b>18</b>	<b>69% BIP</b>

vs RHP

	C	P	1B	2B	MID	SS	3B	LFL	LF	LC	CF	RC	RF	RFL
Hit	0	1	0	0	2	1	5	0	2	0	0	0	1	0
Fly Out (FO)	0	0	0	1	0	0	1	0	0	0	0	0	1	0
Ground Out (GO)	0	3	1	2	0	2	4	0	0	0	0	0	0	0
Line Drive Out (LO)	0	0	0	0	0	0	0	0	1	0	0	0	0	0
Double (2B)								0	0	0	0	0	0	0
Triple (3B)								0	0	0	0	0	0	0
Home Run (HR)								0	0	0	0	0	0	0

AVG	AB	H	K	BB
.267	45	12	17	2

<b>47</b>	<b>Total AB</b>
2	4% BB
0	0% HBP
17	36% K
4	9% Bunts
<b>28</b>	<b>60% BIP</b>



OVERALL

AVG	OBP	SLG	OPS	ISO	AB	R	H	2B	3B	HR	TB	RBI	K	BB	HBP	SF	SH	SB	CS	GP	GS
.300	.533	.400	.933	.100	10	3	3	1	0	0	4	1	1	3	2	0	0	0	0	5	3

	C	P	1B	2B	MID	SS	3B	LFL	LF	LC	CF	RC	RF	RFL
Hit	0	0	0	1	0	0	0	0	0	0	0	1	1	0
Fly Out (FO)	1	0	1	0	0	1	0	0	0	0	0	0	0	0
Ground Out (GO)	0	1	0	0	0	1	1	0	0	0	0	0	0	0
Line Drive Out (LO)	0	0	0	0	0	0	0	0	0	0	0	0	0	0
Double (2B)								0	0	0	0	1	0	0
Triple (3B)								0	0	0	0	0	0	0
Home Run (HR)								0	0	0	0	0	0	0

<b>15</b>	<b>Total AB</b>
3	20% BB
2	13% HBP
1	7% K
0	0% Bunts
<b>9</b>	<b>60% BIP</b>

vs LHP

	C	P	1B	2B	MID	SS	3B	LFL	LF	LC	CF	RC	RF	RFL
Hit	0	0	0	0	0	0	0	0	0	0	0	1	0	0
Fly Out (FO)	0	0	0	0	0	0	0	0	0	0	0	0	0	0
Ground Out (GO)	0	0	0	0	0	1	0	0	0	0	0	0	0	0
Line Drive Out (LO)	0	0	0	0	0	0	0	0	0	0	0	0	0	0
Double (2B)								0	0	0	0	1	0	0
Triple (3B)								0	0	0	0	0	0	0
Home Run (HR)								0	0	0	0	0	0	0

AVG	AB	H	K	BB
.500	2	1	0	1

<b>3</b>	<b>Total AB</b>
1	33% BB
0	0% HBP
0	0% K
0	0% Bunts
<b>2</b>	<b>67% BIP</b>

vs RHP

	C	P	1B	2B	MID	SS	3B	LFL	LF	LC	CF	RC	RF	RFL
Hit	0	0	0	1	0	0	0	0	0	0	0	0	1	0
Fly Out (FO)	1	0	1	0	0	1	0	0	0	0	0	0	0	0
Ground Out (GO)	0	1	0	0	0	0	1	0	0	0	0	0	0	0
Line Drive Out (LO)	0	0	0	0	0	0	0	0	0	0	0	0	0	0
Double (2B)								0	0	0	0	0	0	0
Triple (3B)								0	0	0	0	0	0	0
Home Run (HR)								0	0	0	0	0	0	0

AVG	AB	H	K	BB
.250	8	2	1	2

<b>12</b>	<b>Total AB</b>
2	17% BB
2	17% HBP
1	8% K
0	0% Bunts
<b>7</b>	<b>58% BIP</b>



OVERALL

AVG	OBP	SLG	OPS	ISO	AB	R	H	2B	3B	HR	TB	RBI	K	BB	HBP	SF	SH	SB	CS	GP	GS
.296	.377	.333	.710	.037	54	14	16	2	0	0	18	12	11	7	0	0	1	2	0	31	10

	C	P	1B	2B	MID	SS	3B	LFL	LF	LC	CF	RC	RF	RFL
Hit	0	0	0	0	1	1	2	1	3	2	1	1	2	0
Fly Out (FO)	0	1	2	2	0	0	0	0	5	0	4	0	2	0
Ground Out (GO)	0	1	0	3	0	3	2	0	1	0	0	0	0	0
Line Drive Out (LO)	0	0	0	0	0	0	0	0	0	0	0	0	0	0
Double (2B)								0	0	2	0	0	0	0
Triple (3B)								0	0	0	0	0	0	0
Home Run (HR)								0	0	0	0	0	0	0

<b>62</b>	<b>Total AB</b>
7	11% BB
0	0% HBP
11	18% K
2	3% Bunts
<b>44</b>	<b>71% BIP</b>

vs LHP

	C	P	1B	2B	MID	SS	3B	LFL	LF	LC	CF	RC	RF	RFL
Hit	0	0	0	0	0	0	1	0	0	0	0	1	0	0
Fly Out (FO)	0	1	0	2	0	0	0	0	4	0	0	0	2	0
Ground Out (GO)	0	0	0	1	0	0	1	0	0	0	0	0	0	0
Line Drive Out (LO)	0	0	0	0	0	0	0	0	0	0	0	0	0	0
Double (2B)								0	0	0	0	0	0	0
Triple (3B)								0	0	0	0	0	0	0
Home Run (HR)								0	0	0	0	0	0	0

AVG	AB	H	K	BB
.111	18	2	5	2

<b>20</b>	<b>Total AB</b>
2	10% BB
0	0% HBP
5	25% K
1	5% Bunts
<b>13</b>	<b>65% BIP</b>

vs RHP

	C	P	1B	2B	MID	SS	3B	LFL	LF	LC	CF	RC	RF	RFL
Hit	0	0	0	0	0	1	1	1	3	2	1	0	2	0
Fly Out (FO)	0	0	2	0	0	0	0	0	0	0	3	0	0	0
Ground Out (GO)	0	1	0	2	0	3	1	0	1	0	0	0	0	0
Line Drive Out (LO)	0	0	0	0	0	0	0	0	0	0	0	0	0	0
Double (2B)								0	0	2	0	0	0	0
Triple (3B)								0	0	0	0	0	0	0
Home Run (HR)								0	0	0	0	0	0	0

AVG	AB	H	K	BB
.367	30	11	6	5

<b>35</b>	<b>Total AB</b>
5	14% BB
0	0% HBP
6	17% K
1	3% Bunts
<b>24</b>	<b>69% BIP</b>





OVERALL

AVG	OBP	SLG	OPS	ISO	AB	R	H	2B	3B	HR	TB	RBI	K	BB	HBP	SF	SH	SB	CS	GP	GS
1.000	1.000	2.000	3.000	1.000	1	0	1	1	0	0	2	0	0	0	0	0	0	0	1	1	0

	C	P	1B	2B	MID	SS	3B	LFL	LF	LC	CF	RC	RF	RFL
Hit	0	0	0	0	0	0	0	0	0	0	0	0	0	1
Fly Out (FO)	0	0	0	0	0	0	0	0	0	0	0	0	0	0
Ground Out (GO)	0	0	0	0	0	0	0	0	0	0	0	0	0	0
Line Drive Out (LO)	0	0	0	0	0	0	0	0	0	0	0	0	0	0
Double (2B)								0	0	0	0	0	0	1
Triple (3B)								0	0	0	0	0	0	0
Home Run (HR)								0	0	0	0	0	0	0

<b>1</b>	<b>Total AB</b>
0	0% BB
0	0% HBP
0	0% K
0	0% Bunts
<b>1</b>	<b>100% BIP</b>

vs LHP

	C	P	1B	2B	MID	SS	3B	LFL	LF	LC	CF	RC	RF	RFL
Hit	0	0	0	0	0	0	0	0	0	0	0	0	0	0
Fly Out (FO)	0	0	0	0	0	0	0	0	0	0	0	0	0	0
Ground Out (GO)	0	0	0	0	0	0	0	0	0	0	0	0	0	0
Line Drive Out (LO)	0	0	0	0	0	0	0	0	0	0	0	0	0	0
Double (2B)								0	0	0	0	0	0	0
Triple (3B)								0	0	0	0	0	0	0
Home Run (HR)								0	0	0	0	0	0	0

AVG	AB	H	K	BB
.000	0	0	0	0

<b>0</b>	<b>Total AB</b>
0	0% BB
0	0% HBP
0	0% K
0	0% Bunts
<b>0</b>	<b>0% BIP</b>

vs RHP

	C	P	1B	2B	MID	SS	3B	LFL	LF	LC	CF	RC	RF	RFL
Hit	0	0	0	0	0	0	0	0	0	0	0	0	0	1
Fly Out (FO)	0	0	0	0	0	0	0	0	0	0	0	0	0	0
Ground Out (GO)	0	0	0	0	0	0	0	0	0	0	0	0	0	0
Line Drive Out (LO)	0	0	0	0	0	0	0	0	0	0	0	0	0	0
Double (2B)								0	0	0	0	0	0	1
Triple (3B)								0	0	0	0	0	0	0
Home Run (HR)								0	0	0	0	0	0	0

AVG	AB	H	K	BB
1.000	1	1	0	0

<b>1</b>	<b>Total AB</b>
0	0% BB
0	0% HBP
0	0% K
0	0% Bunts
<b>1</b>	<b>100% BIP</b>



OVERALL

AVG	OBP	SLG	OPS	ISO	AB	R	H	2B	3B	HR	TB	RBI	K	BB	HBP	SF	SH	SB	CS	GP	GS
.250	.250	.500	.750	.250	4	1	1	1	0	0	2	2	2	0	0	0	0	0	0	3	0

	C	P	1B	2B	MID	SS	3B	LFL	LF	LC	CF	RC	RF	RFL
Hit	0	0	0	0	0	0	0	0	0	0	0	0	0	0
Fly Out (FO)	0	0	0	0	0	0	0	0	1	0	0	0	0	0
Ground Out (GO)	0	0	0	0	0	0	0	0	0	0	0	0	0	0
Line Drive Out (LO)	0	0	0	0	0	0	0	0	0	0	0	0	0	0
Double (2B)								0	0	0	0	0	0	0
Triple (3B)								0	0	0	0	0	0	0
Home Run (HR)								0	0	0	0	0	0	0

<b>4</b>	<b>Total AB</b>
0	0% BB
0	0% HBP
2	50% K
0	0% Bunts
<b>2</b>	<b>50% BIP</b>

vs LHP

	C	P	1B	2B	MID	SS	3B	LFL	LF	LC	CF	RC	RF	RFL
Hit	0	0	0	0	0	0	0	0	0	0	0	0	0	0
Fly Out (FO)	0	0	0	0	0	0	0	0	0	0	0	0	0	0
Ground Out (GO)	0	0	0	0	0	0	0	0	0	0	0	0	0	0
Line Drive Out (LO)	0	0	0	0	0	0	0	0	0	0	0	0	0	0
Double (2B)								0	0	0	0	0	0	0
Triple (3B)								0	0	0	0	0	0	0
Home Run (HR)								0	0	0	0	0	0	0

AVG	AB	H	K	BB
.000	0	0	0	0

<b>0</b>	<b>Total AB</b>
0	0% BB
0	0% HBP
0	0% K
0	0% Bunts
<b>0</b>	<b>0% BIP</b>

vs RHP

	C	P	1B	2B	MID	SS	3B	LFL	LF	LC	CF	RC	RF	RFL
Hit	0	0	0	0	0	0	0	0	0	0	0	0	0	0
Fly Out (FO)	0	0	0	0	0	0	0	0	1	0	0	0	0	0
Ground Out (GO)	0	0	0	0	0	0	0	0	0	0	0	0	0	0
Line Drive Out (LO)	0	0	0	0	0	0	0	0	0	0	0	0	0	0
Double (2B)								0	0	0	0	0	0	0
Triple (3B)								0	0	0	0	0	0	0
Home Run (HR)								0	0	0	0	0	0	0

AVG	AB	H	K	BB
.000	3	0	2	0

<b>3</b>	<b>Total AB</b>
0	0% BB
0	0% HBP
2	67% K
0	0% Bunts
<b>1</b>	<b>33% BIP</b>



OVERALL

AVG	OBP	SLG	OPS	ISO	AB	R	H	2B	3B	HR	TB	RBI	K	BB	HBP	SF	SH	SB	CS	GP	GS
.304	.377	.449	.826	.145	138	45	42	4	2	4	62	25	36	12	4	0	3	11	2	55	38

	C	P	1B	2B	MID	SS	3B	LFL	LF	LC	CF	RC	RF	RFL
Hit	0	2	0	0	1	4	5	0	13	0	3	2	1	0
Fly Out (FO)	0	1	2	3	0	3	1	0	6	0	6	0	4	0
Ground Out (GO)	0	5	2	4	0	8	7	0	0	0	1	0	0	0
Line Drive Out (LO)	0	1	0	0	0	0	0	0	1	0	1	0	0	0
Double (2B)								0	1	0	0	0	0	0
Triple (3B)								0	0	0	0	2	0	0
Home Run (HR)								0	3	0	0	0	0	0

<b>157</b>	<b>Total AB</b>
12	8% BB
4	3% HBP
36	23% K
7	4% Bunts
<b>105</b>	<b>67% BIP</b>

vs LHP

	C	P	1B	2B	MID	SS	3B	LFL	LF	LC	CF	RC	RF	RFL
Hit	0	0	0	0	1	0	2	0	3	0	0	2	0	0
Fly Out (FO)	0	0	2	0	0	1	0	0	0	0	1	0	2	0
Ground Out (GO)	0	0	2	0	0	3	1	0	0	0	0	0	0	0
Line Drive Out (LO)	0	0	0	0	0	0	0	0	0	0	0	0	0	0
Double (2B)								0	0	0	0	0	0	0
Triple (3B)								0	0	0	0	2	0	0
Home Run (HR)								0	1	0	0	0	0	0

AVG	AB	H	K	BB
.267	30	8	10	2

<b>32</b>	<b>Total AB</b>
2	6% BB
0	0% HBP
10	31% K
4	13% Bunts
<b>20</b>	<b>63% BIP</b>

vs RHP

	C	P	1B	2B	MID	SS	3B	LFL	LF	LC	CF	RC	RF	RFL
Hit	0	2	0	0	0	4	3	0	10	0	3	0	1	0
Fly Out (FO)	0	1	0	3	0	2	1	0	6	0	5	0	2	0
Ground Out (GO)	0	4	0	4	0	5	6	0	0	0	1	0	0	0
Line Drive Out (LO)	0	1	0	0	0	0	0	0	1	0	1	0	0	0
Double (2B)								0	1	0	0	0	0	0
Triple (3B)								0	0	0	0	0	0	0
Home Run (HR)								0	2	0	0	0	0	0

AVG	AB	H	K	BB
.264	87	23	21	9

<b>100</b>	<b>Total AB</b>
9	9% BB
4	4% HBP
21	21% K
3	3% Bunts
<b>66</b>	<b>66% BIP</b>



OVERALL

AVG	OBP	SLG	OPS	ISO	AB	R	H	2B	3B	HR	TB	RBI	K	BB	HBP	SF	SH	SB	CS	GP	GS
.000	.000	.000	.000	.000	2	0	0	0	0	0	0	0	0	0	0	0	0	0	0	3	0

	C	P	1B	2B	MID	SS	3B	LFL	LF	LC	CF	RC	RF	RFL
Hit	0	0	0	0	0	0	0	0	0	0	0	0	0	0
Fly Out (FO)	0	0	0	0	0	0	0	0	0	0	0	0	0	0
Ground Out (GO)	0	0	0	1	0	1	0	0	0	0	0	0	0	0
Line Drive Out (LO)	0	0	0	0	0	0	0	0	0	0	0	0	0	0
Double (2B)								0	0	0	0	0	0	0
Triple (3B)								0	0	0	0	0	0	0
Home Run (HR)								0	0	0	0	0	0	0

<b>2</b>	<b>Total AB</b>
0	0% BB
0	0% HBP
0	0% K
0	0% Bunts
<b>2</b>	<b>100% BIP</b>

vs LHP

	C	P	1B	2B	MID	SS	3B	LFL	LF	LC	CF	RC	RF	RFL
Hit	0	0	0	0	0	0	0	0	0	0	0	0	0	0
Fly Out (FO)	0	0	0	0	0	0	0	0	0	0	0	0	0	0
Ground Out (GO)	0	0	0	0	0	0	0	0	0	0	0	0	0	0
Line Drive Out (LO)	0	0	0	0	0	0	0	0	0	0	0	0	0	0
Double (2B)								0	0	0	0	0	0	0
Triple (3B)								0	0	0	0	0	0	0
Home Run (HR)								0	0	0	0	0	0	0

AVG	AB	H	K	BB
.000	0	0	0	0

<b>0</b>	<b>Total AB</b>
0	0% BB
0	0% HBP
0	0% K
0	0% Bunts
<b>0</b>	<b>0% BIP</b>

vs RHP

	C	P	1B	2B	MID	SS	3B	LFL	LF	LC	CF	RC	RF	RFL
Hit	0	0	0	0	0	0	0	0	0	0	0	0	0	0
Fly Out (FO)	0	0	0	0	0	0	0	0	0	0	0	0	0	0
Ground Out (GO)	0	0	0	1	0	1	0	0	0	0	0	0	0	0
Line Drive Out (LO)	0	0	0	0	0	0	0	0	0	0	0	0	0	0
Double (2B)								0	0	0	0	0	0	0
Triple (3B)								0	0	0	0	0	0	0
Home Run (HR)								0	0	0	0	0	0	0

AVG	AB	H	K	BB
.000	2	0	0	0

<b>2</b>	<b>Total AB</b>
0	0% BB
0	0% HBP
0	0% K
0	0% Bunts
<b>2</b>	<b>100% BIP</b>

### OVERALL

AVG	OBP	SLG	OPS	ISO	AB	R	H	2B	3B	HR	TB	RBI	K	BB	HBP	SF	SH	SB	CS	GP	GS
.000	.000	.000	.000	.000	2	0	0	0	0	0	0	0	2	0	0	0	0	0	0	2	0

	C	P	1B	2B	MID	SS	3B	LFL	LF	LC	CF	RC	RF	RFL
Hit	0	0	0	0	0	0	0	0	0	0	0	0	0	0
Fly Out (FO)	0	0	0	0	0	0	0	0	0	0	0	0	0	0
Ground Out (GO)	0	0	0	0	0	0	0	0	0	0	0	0	0	0
Line Drive Out (LO)	0	0	0	0	0	0	0	0	0	0	0	0	0	0
Double (2B)								0	0	0	0	0	0	0
Triple (3B)								0	0	0	0	0	0	0
Home Run (HR)								0	0	0	0	0	0	0

<b>2</b>	<b>Total AB</b>
0	0% BB
0	0% HBP
2	100% K
0	0% Bunts
<b>0</b>	<b>0% BIP</b>

### vs LHP

	C	P	1B	2B	MID	SS	3B	LFL	LF	LC	CF	RC	RF	RFL
Hit	0	0	0	0	0	0	0	0	0	0	0	0	0	0
Fly Out (FO)	0	0	0	0	0	0	0	0	0	0	0	0	0	0
Ground Out (GO)	0	0	0	0	0	0	0	0	0	0	0	0	0	0
Line Drive Out (LO)	0	0	0	0	0	0	0	0	0	0	0	0	0	0
Double (2B)								0	0	0	0	0	0	0
Triple (3B)								0	0	0	0	0	0	0
Home Run (HR)								0	0	0	0	0	0	0

AVG	AB	H	K	BB
.000	0	0	0	0

<b>0</b>	<b>Total AB</b>
0	0% BB
0	0% HBP
0	0% K
0	0% Bunts
<b>0</b>	<b>0% BIP</b>

### vs RHP

	C	P	1B	2B	MID	SS	3B	LFL	LF	LC	CF	RC	RF	RFL
Hit	0	0	0	0	0	0	0	0	0	0	0	0	0	0
Fly Out (FO)	0	0	0	0	0	0	0	0	0	0	0	0	0	0
Ground Out (GO)	0	0	0	0	0	0	0	0	0	0	0	0	0	0
Line Drive Out (LO)	0	0	0	0	0	0	0	0	0	0	0	0	0	0
Double (2B)								0	0	0	0	0	0	0
Triple (3B)								0	0	0	0	0	0	0
Home Run (HR)								0	0	0	0	0	0	0

AVG	AB	H	K	BB
.000	2	0	2	0

<b>2</b>	<b>Total AB</b>
0	0% BB
0	0% HBP
2	100% K
0	0% Bunts
<b>0</b>	<b>0% BIP</b>

OVERALL

AVG	OBP	SLG	OPS	ISO	AB	R	H	2B	3B	HR	TB	RBI	K	BB	HBP	SF	SH	SB	CS	GP	GS
.241	.282	.291	.573	.051	79	9	19	4	0	0	23	18	15	2	3	1	0	0	1	29	21

	C	P	1B	2B	MID	SS	3B	LFL	LF	LC	CF	RC	RF	RFL
Hit	0	1	0	1	0	0	0	0	3	0	3	0	2	0
Fly Out (FO)	0	0	0	0	0	0	2	0	1	0	4	0	1	1
Ground Out (GO)	0	1	9	12	0	6	3	0	0	0	0	0	0	0
Line Drive Out (LO)	0	0	0	0	0	1	0	0	0	0	0	0	0	0
Double (2B)								0	1	0	1	0	0	0
Triple (3B)								0	0	0	0	0	0	0
Home Run (HR)								0	0	0	0	0	0	0

<b>85</b>	<b>Total AB</b>
2	2% BB
3	4% HBP
15	18% K
0	0% Bunts
<b>65</b>	<b>76% BIP</b>

vs LHP

	C	P	1B	2B	MID	SS	3B	LFL	LF	LC	CF	RC	RF	RFL
Hit	0	0	0	0	0	0	0	0	0	0	0	0	1	0
Fly Out (FO)	0	0	0	0	0	0	0	0	0	0	1	0	0	0
Ground Out (GO)	0	0	1	3	0	0	0	0	0	0	0	0	0	0
Line Drive Out (LO)	0	0	0	0	0	0	0	0	0	0	0	0	0	0
Double (2B)								0	0	0	0	0	0	0
Triple (3B)								0	0	0	0	0	0	0
Home Run (HR)								0	0	0	0	0	0	0

AVG	AB	H	K	BB
.143	7	1	1	1

<b>8</b>	<b>Total AB</b>
1	13% BB
0	0% HBP
1	13% K
0	0% Bunts
<b>6</b>	<b>75% BIP</b>

vs RHP

	C	P	1B	2B	MID	SS	3B	LFL	LF	LC	CF	RC	RF	RFL
Hit	0	1	0	1	0	0	0	0	3	0	2	0	1	0
Fly Out (FO)	0	0	0	0	0	0	2	0	1	0	3	0	1	1
Ground Out (GO)	0	1	8	9	0	5	2	0	0	0	0	0	0	0
Line Drive Out (LO)	0	0	0	0	0	1	0	0	0	0	0	0	0	0
Double (2B)								0	1	0	0	0	0	0
Triple (3B)								0	0	0	0	0	0	0
Home Run (HR)								0	0	0	0	0	0	0

AVG	AB	H	K	BB
.151	53	8	11	1

<b>58</b>	<b>Total AB</b>
1	2% BB
3	5% HBP
11	19% K
0	0% Bunts
<b>42</b>	<b>72% BIP</b>



OVERALL

AVG	OBP	SLG	OPS	ISO	AB	R	H	2B	3B	HR	TB	RBI	K	BB	HBP	SF	SH	SB	CS	GP	GS
.347	.417	.526	.943	.179	95	24	33	7	2	2	50	23	13	10	2	1	0	0	1	29	26

	C	P	1B	2B	MID	SS	3B	LFL	LF	LC	CF	RC	RF	RFL
Hit	0	0	0	0	4	0	1	1	3	0	6	9	9	0
Fly Out (FO)	1	0	0	0	0	0	1	0	1	0	5	0	10	0
Ground Out (GO)	0	3	3	8	0	5	7	0	0	0	0	0	0	0
Line Drive Out (LO)	0	0	1	1	0	0	0	0	0	0	0	0	0	0
Double (2B)								0	0	0	4	3	0	0
Triple (3B)								0	0	0	0	1	1	0
Home Run (HR)								0	1	0	1	0	0	0

<b>108</b>	<b>Total AB</b>
10	9% BB
2	2% HBP
13	12% K
1	1% Bunts
<b>83</b>	<b>77% BIP</b>

vs LHP

	C	P	1B	2B	MID	SS	3B	LFL	LF	LC	CF	RC	RF	RFL
Hit	0	0	0	0	2	0	1	0	1	0	1	1	2	0
Fly Out (FO)	0	0	0	0	0	0	0	0	0	0	5	0	4	0
Ground Out (GO)	0	1	0	1	0	1	1	0	0	0	0	0	0	0
Line Drive Out (LO)	0	0	0	0	0	0	0	0	0	0	0	0	0	0
Double (2B)								0	0	0	0	1	0	0
Triple (3B)								0	0	0	0	0	0	0
Home Run (HR)								0	1	0	1	0	0	0

AVG	AB	H	K	BB
.286	28	8	7	3

<b>31</b>	<b>Total AB</b>
3	10% BB
0	0% HBP
7	23% K
0	0% Bunts
<b>21</b>	<b>68% BIP</b>

vs RHP

	C	P	1B	2B	MID	SS	3B	LFL	LF	LC	CF	RC	RF	RFL
Hit	0	0	0	0	2	0	0	1	2	0	5	8	7	0
Fly Out (FO)	1	0	0	0	0	0	1	0	1	0	0	0	6	0
Ground Out (GO)	0	2	3	7	0	4	6	0	0	0	0	0	0	0
Line Drive Out (LO)	0	0	1	1	0	0	0	0	0	0	0	0	0	0
Double (2B)								0	0	0	4	2	0	0
Triple (3B)								0	0	0	0	1	1	0
Home Run (HR)								0	0	0	0	0	0	0

AVG	AB	H	K	BB
.391	64	25	6	7

<b>73</b>	<b>Total AB</b>
7	10% BB
2	3% HBP
6	8% K
1	1% Bunts
<b>58</b>	<b>79% BIP</b>



OVERALL

AVG	OBP	SLG	OPS	ISO	AB	R	H	2B	3B	HR	TB	RBI	K	BB	HBP	SF	SH	SB	CS	GP	GS
.000	.100	.000	.100	.000	9	0	0	0	0	0	0	0	4	1	0	0	0	0	0	4	4

	C	P	1B	2B	MID	SS	3B	LFL	LF	LC	CF	RC	RF	RFL
Hit	0	0	0	0	0	0	0	0	0	0	0	0	0	0
Fly Out (FO)	0	0	0	0	0	0	1	0	1	0	1	0	0	0
Ground Out (GO)	0	0	0	2	0	0	0	0	0	0	0	0	0	0
Line Drive Out (LO)	0	0	0	0	0	0	0	0	0	0	0	0	0	0
Double (2B)								0	0	0	0	0	0	0
Triple (3B)								0	0	0	0	0	0	0
Home Run (HR)								0	0	0	0	0	0	0

<b>10</b>	<b>Total AB</b>
1	10% BB
0	0% HBP
4	40% K
0	0% Bunts
<b>5</b>	<b>50% BIP</b>

vs LHP

	C	P	1B	2B	MID	SS	3B	LFL	LF	LC	CF	RC	RF	RFL
Hit	0	0	0	0	0	0	0	0	0	0	0	0	0	0
Fly Out (FO)	0	0	0	0	0	0	1	0	0	0	0	0	0	0
Ground Out (GO)	0	0	0	0	0	0	0	0	0	0	0	0	0	0
Line Drive Out (LO)	0	0	0	0	0	0	0	0	0	0	0	0	0	0
Double (2B)								0	0	0	0	0	0	0
Triple (3B)								0	0	0	0	0	0	0
Home Run (HR)								0	0	0	0	0	0	0

AVG	AB	H	K	BB
.000	1	0	0	0

<b>1</b>	<b>Total AB</b>
0	0% BB
0	0% HBP
0	0% K
0	0% Bunts
<b>1</b>	<b>100% BIP</b>

vs RHP

	C	P	1B	2B	MID	SS	3B	LFL	LF	LC	CF	RC	RF	RFL
Hit	0	0	0	0	0	0	0	0	0	0	0	0	0	0
Fly Out (FO)	0	0	0	0	0	0	0	0	1	0	1	0	0	0
Ground Out (GO)	0	0	0	2	0	0	0	0	0	0	0	0	0	0
Line Drive Out (LO)	0	0	0	0	0	0	0	0	0	0	0	0	0	0
Double (2B)								0	0	0	0	0	0	0
Triple (3B)								0	0	0	0	0	0	0
Home Run (HR)								0	0	0	0	0	0	0

AVG	AB	H	K	BB
.000	8	0	4	1

<b>9</b>	<b>Total AB</b>
1	11% BB
0	0% HBP
4	44% K
0	0% Bunts
<b>4</b>	<b>44% BIP</b>





OVERALL

AVG	OBP	SLG	OPS	ISO	AB	R	H	2B	3B	HR	TB	RBI	K	BB	HBP	SF	SH	SB	CS	GP	GS
.318	.382	.500	.882	.182	66	10	21	6	0	2	33	20	11	5	3	2	0	1	0	23	19

	C	P	1B	2B	MID	SS	3B	LFL	LF	LC	CF	RC	RF	RFL
Hit	0	0	0	0	1	2	0	1	9	2	0	4	2	0
Fly Out (FO)	0	0	2	1	0	0	0	0	4	0	3	0	3	0
Ground Out (GO)	0	2	2	3	0	3	3	0	0	0	0	0	0	0
Line Drive Out (LO)	0	1	0	0	0	0	1	0	1	0	2	0	0	0
Double (2B)								1	0	2	0	3	0	0
Triple (3B)								0	0	0	0	0	0	0
Home Run (HR)								0	2	0	0	0	0	0

<b>76</b>	<b>Total AB</b>
5	7% BB
3	4% HBP
11	14% K
0	0% Bunts
<b>57</b>	<b>75% BIP</b>

vs LHP

	C	P	1B	2B	MID	SS	3B	LFL	LF	LC	CF	RC	RF	RFL
Hit	0	0	0	0	0	1	0	0	0	0	0	0	0	0
Fly Out (FO)	0	0	0	0	0	0	0	0	1	0	1	0	1	0
Ground Out (GO)	0	0	0	1	0	0	0	0	0	0	0	0	0	0
Line Drive Out (LO)	0	0	0	0	0	0	0	0	1	0	0	0	0	0
Double (2B)								0	0	0	0	0	0	0
Triple (3B)								0	0	0	0	0	0	0
Home Run (HR)								0	0	0	0	0	0	0

AVG	AB	H	K	BB
.111	9	1	3	2

<b>12</b>	<b>Total AB</b>
2	17% BB
1	8% HBP
3	25% K
0	0% Bunts
<b>6</b>	<b>50% BIP</b>

vs RHP

	C	P	1B	2B	MID	SS	3B	LFL	LF	LC	CF	RC	RF	RFL
Hit	0	0	0	0	1	1	0	1	9	2	0	4	2	0
Fly Out (FO)	0	0	2	1	0	0	0	0	3	0	2	0	2	0
Ground Out (GO)	0	2	2	2	0	3	3	0	0	0	0	0	0	0
Line Drive Out (LO)	0	1	0	0	0	0	1	0	0	0	2	0	0	0
Double (2B)								1	0	2	0	3	0	0
Triple (3B)								0	0	0	0	0	0	0
Home Run (HR)								0	2	0	0	0	0	0

AVG	AB	H	K	BB
.370	54	20	8	3

<b>58</b>	<b>Total AB</b>
3	5% BB
1	2% HBP
8	14% K
0	0% Bunts
<b>46</b>	<b>79% BIP</b>



OVERALL

AVG	OBP	SLG	OPS	ISO	AB	R	H	2B	3B	HR	TB	RBI	K	BB	HBP	SF	SH	SB	CS	GP	GS
.282	.364	.419	.783	.137	124	32	35	12	1	1	52	30	15	10	7	2	2	6	0	40	36

	C	P	1B	2B	MID	SS	3B	LFL	LF	LC	CF	RC	RF	RFL
Hit	0	0	0	0	3	2	1	1	7	2	3	1	1	2
Fly Out (FO)	0	0	2	3	0	5	1	0	6	0	6	0	12	0
Ground Out (GO)	0	2	6	7	0	11	8	0	0	0	0	0	0	0
Line Drive Out (LO)	0	1	1	1	0	1	0	0	1	0	0	0	0	0
Double (2B)								1	2	2	1	0	0	2
Triple (3B)								0	0	0	0	0	0	0
Home Run (HR)								0	1	0	0	0	0	0

<b>145</b>	<b>Total AB</b>
10	7% BB
7	5% HBP
15	10% K
1	1% Bunts
<b>113</b>	<b>78% BIP</b>

vs LHP

	C	P	1B	2B	MID	SS	3B	LFL	LF	LC	CF	RC	RF	RFL
Hit	0	0	0	0	0	2	1	1	3	1	1	0	0	1
Fly Out (FO)	0	0	1	0	0	0	0	0	3	0	2	0	5	0
Ground Out (GO)	0	0	1	1	0	2	2	0	0	0	0	0	0	0
Line Drive Out (LO)	0	0	0	0	0	0	0	0	0	0	0	0	0	0
Double (2B)								1	0	1	0	0	0	1
Triple (3B)								0	0	0	0	0	0	0
Home Run (HR)								0	1	0	0	0	0	0

AVG	AB	H	K	BB
.323	31	10	4	4

<b>36</b>	<b>Total AB</b>
4	11% BB
1	3% HBP
4	11% K
0	0% Bunts
<b>27</b>	<b>75% BIP</b>

vs RHP

	C	P	1B	2B	MID	SS	3B	LFL	LF	LC	CF	RC	RF	RFL
Hit	0	0	0	0	3	0	0	0	4	1	2	1	1	1
Fly Out (FO)	0	0	1	3	0	5	1	0	3	0	3	0	7	0
Ground Out (GO)	0	2	5	6	0	8	6	0	0	0	0	0	0	0
Line Drive Out (LO)	0	1	0	1	0	1	0	0	1	0	0	0	0	0
Double (2B)								0	2	1	1	0	0	1
Triple (3B)								0	0	0	0	0	0	0
Home Run (HR)								0	0	0	0	0	0	0

AVG	AB	H	K	BB
.169	77	13	10	5

<b>87</b>	<b>Total AB</b>
5	6% BB
4	5% HBP
10	11% K
1	1% Bunts
<b>67</b>	<b>77% BIP</b>



OVERALL

AVG	OBP	SLG	OPS	ISO	AB	R	H	2B	3B	HR	TB	RBI	K	BB	HBP	SF	SH	SB	CS	GP	GS
.273	.333	.273	.606	.000	11	2	3	0	0	0	3	0	2	1	0	0	0	0	0	12	2

	C	P	1B	2B	MID	SS	3B	LFL	LF	LC	CF	RC	RF	RFL
Hit	0	0	0	0	1	0	0	0	0	0	0	0	0	0
Fly Out (FO)	0	0	0	0	0	1	0	0	0	0	0	0	1	0
Ground Out (GO)	0	0	1	0	0	1	0	0	0	0	0	0	0	0
Line Drive Out (LO)	0	1	0	0	0	0	0	0	0	0	0	0	0	0
Double (2B)								0	0	0	0	0	0	0
Triple (3B)								0	0	0	0	0	0	0
Home Run (HR)								0	0	0	0	0	0	0

<b>12</b>	<b>Total AB</b>
1	8% BB
0	0% HBP
2	17% K
2	17% Bunts
<b>9</b>	<b>75% BIP</b>

vs LHP

	C	P	1B	2B	MID	SS	3B	LFL	LF	LC	CF	RC	RF	RFL
Hit	0	0	0	0	0	0	0	0	0	0	0	0	0	0
Fly Out (FO)	0	0	0	0	0	0	0	0	0	0	0	0	0	0
Ground Out (GO)	0	0	0	0	0	0	0	0	0	0	0	0	0	0
Line Drive Out (LO)	0	0	0	0	0	0	0	0	0	0	0	0	0	0
Double (2B)								0	0	0	0	0	0	0
Triple (3B)								0	0	0	0	0	0	0
Home Run (HR)								0	0	0	0	0	0	0

AVG	AB	H	K	BB
.000	0	0	0	0

<b>0</b>	<b>Total AB</b>
0	0% BB
0	0% HBP
0	0% K
0	0% Bunts
<b>0</b>	<b>0% BIP</b>

vs RHP

	C	P	1B	2B	MID	SS	3B	LFL	LF	LC	CF	RC	RF	RFL
Hit	0	0	0	0	1	0	0	0	0	0	0	0	0	0
Fly Out (FO)	0	0	0	0	0	1	0	0	0	0	0	0	1	0
Ground Out (GO)	0	0	1	0	0	1	0	0	0	0	0	0	0	0
Line Drive Out (LO)	0	1	0	0	0	0	0	0	0	0	0	0	0	0
Double (2B)								0	0	0	0	0	0	0
Triple (3B)								0	0	0	0	0	0	0
Home Run (HR)								0	0	0	0	0	0	0

AVG	AB	H	K	BB
.125	8	1	2	1

<b>9</b>	<b>Total AB</b>
1	11% BB
0	0% HBP
2	22% K
2	22% Bunts
<b>6</b>	<b>67% BIP</b>



## OVERALL

AVG	OBP	SLG	OPS	ISO	AB	R	H	2B	3B	HR	TB	RBI	K	BB	HBP	SF	SH	SB	CS	GP	GS
.343	.449	.448	.896	.105	105	36	36	7	2	0	47	14	10	10	11	1	7	5	2	32	29

	C	P	1B	2B	MID	SS	3B	LFL	LF	LC	CF	RC	RF	RFL
Hit	0	0	0	1	7	1	1	0	6	0	2	3	4	0
Fly Out (FO)	1	1	0	2	0	0	0	0	4	0	8	0	6	0
Ground Out (GO)	1	12	2	6	0	13	6	0	0	0	0	0	1	0
Line Drive Out (LO)	0	0	0	0	0	1	0	0	1	0	2	0	0	0
Double (2B)								0	3	0	0	2	0	0
Triple (3B)								0	0	0	0	1	0	0
Home Run (HR)								0	0	0	0	0	0	0

**134 Total AB**

10 7% BB  
 11 8% HBP  
 10 7% K  
 10 7% Bunts  
**103 77% BIP**

## vs LHP

	C	P	1B	2B	MID	SS	3B	LFL	LF	LC	CF	RC	RF	RFL
Hit	0	0	0	1	4	0	0	0	2	0	1	0	1	0
Fly Out (FO)	1	0	0	1	0	0	0	0	1	0	1	0	1	0
Ground Out (GO)	0	2	0	1	0	3	1	0	0	0	0	0	0	0
Line Drive Out (LO)	0	0	0	0	0	0	0	0	0	0	1	0	0	0
Double (2B)								0	2	0	0	0	0	0
Triple (3B)								0	0	0	0	0	0	0
Home Run (HR)								0	0	0	0	0	0	0

AVG	AB	H	K	BB
.375	24	9	2	1

**26 Total AB**

1 4% BB  
 1 4% HBP  
 2 8% K  
 0 0% Bunts  
**22 85% BIP**

## vs RHP

	C	P	1B	2B	MID	SS	3B	LFL	LF	LC	CF	RC	RF	RFL
Hit	0	0	0	0	3	1	1	0	4	0	1	3	3	0
Fly Out (FO)	0	1	0	1	0	0	0	0	3	0	5	0	5	0
Ground Out (GO)	1	10	2	5	0	10	5	0	0	0	0	0	1	0
Line Drive Out (LO)	0	0	0	0	0	1	0	0	1	0	1	0	0	0
Double (2B)								0	1	0	0	2	0	0
Triple (3B)								0	0	0	0	1	0	0
Home Run (HR)								0	0	0	0	0	0	0

AVG	AB	H	K	BB
.213	75	16	7	8

**91 Total AB**

8 9% BB  
 7 8% HBP  
 7 8% K  
 10 11% Bunts  
**68 75% BIP**